

Tender Reference No. AFCD/SQ/50/12

**Mai Po Inner Deep Bay Ramsar Site
Waterbird Monitoring Programme
2012 - 2013**

Shorebird Monitoring Report



Submitted by
The Hong Kong Bird Watching Society
Approved Charitable Institution of a Public Character
to Agriculture, Fisheries and Conservation Department,
Hong Kong SAR Government

August 2013



This report is printed on recycled paper

Tender Reference No. AFCD/SQ/50/12

Waterbird Monitoring at the Mai Po Inner Deep Bay Ramsar Site

Waterbird Count Coordinator

YU Yat-tung
The Hong Kong Bird Watching Society

Data Contributors

YU Yat-tung, YING Hak-king, Ivan W.L. TSE
The Hong Kong Bird Watching Society

Copyright

The project is part of the “Mai Po Inner Deep Bay Ramsar Site Waterbird Monitoring Programme 2012-13” of Agriculture, Fisheries and Conservation Department, Hong Kong SAR Government.

All the data shall be the property of the Government with full copyright

Report available for public information

Agriculture, Fisheries and Conservation Department
Hong Kong SAR Government
7/F, Cheung Sha Wan Government Offices
303 Cheung Sha Wan Road
Kowloon, Hong Kong
Email: faunaenq@afcd.gov.hk Website: www.afcd.gov.hk

And

The Hong Kong Bird Watching Society
7C, V Ga Building, 532 Castle Peak Road
Lai Chi Kwok, Kowloon, Hong Kong
E-mail: hkbws@hkbws.org.hk Website: www.hkbws.org.hk

This publication should be cited as

Anon. 2013. Shorebird Monitoring at the Mai Po Inner Deep Bay Ramsar Site: 2012-13. Report by The Hong Kong Bird Watching Society to the Agriculture, Fisheries and Conservation Department, Hong Kong Special Administrative Region Government.

TABLE OF CONTENTS

REPORT

1. Introduction.....	6
2. Methodology	6
3. Results and discussion.....	7
Autumn 2012	
Winter 2012-2013	
Spring 2013	
Summer 2013	
Aggregate numbers recorded	
Regionally important populations	
Globally threatened species	
Sightings of leg-flagged shorebirds	
Other observations	
4. Acknowledgements.....	18
5. References	18

Tables

Table 1. Peak counts of some shorebird species in the spring of recent years.....	10
Table 2. The minimum number of shorebirds estimated to have utilized the Mai Po Inner Deep Bay Ramsar Site during the 12-month period from July 2012 to June 2013.....	11
Table 3. Counts of some shorebirds species recorded in the Deep Bay area from July 2012 to June 2013 in relation to the flyway/regional population	14
Table 4. Percentage of the number times that the shorebird data collected from <i>gei wai</i> area of MPNR represented the total number of shorebirds in the Inner Deep Bay area	17

Map

Map 1. Mai Po Nature Reserve

APPENDIX 1

Counts of shorebirds in the Mai Po Inner Deep Bay Ramsar Site in autumn 2012.

APPENDIX 2

Counts of shorebirds in the Mai Po Inner Deep Bay Ramsar Site in winter 2012-13.

APPENDIX 3

Counts of shorebirds in the Mai Po Inner Deep Bay Ramsar Site in spring 2013.

APPENDIX 4

- Figure 1. Total number of shorebirds recorded at Mai Po Inner Deep Bay Ramsar Site, autumn 2012.
- Figure 2. Counts of Black-winged Stilt at Mai Po Inner Deep Bay Ramsar Site, autumn 2012.
- Figure 3. Counts of Pacific Golden Plover at Mai Po Inner Deep Bay Ramsar Site, autumn 2012.
- Figure 4. Counts of Kentish Plover at Mai Po Inner Deep Bay Ramsar Site, autumn 2012.
- Figure 5. Counts of Grey Plover at Mai Po Inner Deep Bay Ramsar Site, autumn 2012.
- Figure 6. Counts of Lesser Sand Plover at Mai Po Inner Deep Bay Ramsar Site, autumn 2012.
- Figure 7. Counts of Greater Sand Plover at Mai Po Inner Deep Bay Ramsar Site, autumn 2012.
- Figure 8. Counts of Black-tailed Godwit at Mai Po Inner Deep Bay Ramsar Site, autumn 2012.
- Figure 9. Counts of Bar-tailed Godwit at Mai Po Inner Deep Bay Ramsar Site, autumn 2012.
- Figure 10. Counts of Whimbrel at Mai Po Inner Deep Bay Ramsar Site, autumn 2012.
- Figure 11. Counts of Eurasian Curlew at Mai Po Inner Deep Bay Ramsar Site, autumn 2012.
- Figure 12. Counts of Spotted Redshank at Mai Po Inner Deep Bay Ramsar Site, autumn 2012.
- Figure 13. Counts of Common Redshank at Mai Po Inner Deep Bay Ramsar Site, autumn 2012.
- Figure 14. Counts of Marsh Sandpiper at Mai Po Inner Deep Bay Ramsar Site, autumn 2012.
- Figure 15. Counts of Common Greenshank at Mai Po Inner Deep Bay Ramsar Site, autumn 2012.
- Figure 16. Counts of Wood Sandpiper at Mai Po Inner Deep Bay Ramsar Site, autumn 2012.
- Figure 17. Counts of Great Knot at Mai Po Inner Deep Bay Ramsar Site, autumn 2012.
- Figure 18. Counts of Red Knot at Mai Po Inner Deep Bay Ramsar Site, autumn 2012.
- Figure 19. Counts of Broad-billed Sandpiper at Mai Po Inner Deep Bay Ramsar Site, autumn 2012.
- Figure 20. Total number of shorebirds recorded at Mai Po Inner Deep Bay Ramsar Site, spring 2013.
- Figure 21. Counts of Pacific Golden Plover at Mai Po Inner Deep Bay Ramsar Site, spring 2013.
- Figure 22. Counts of Lesser Sand Plover at Mai Po Inner Deep Bay Ramsar Site, spring 2013.
- Figure 23. Counts of Greater Sand Plover at Mai Po Inner Deep Bay Ramsar Site, spring 2013.
- Figure 24. Counts of Black-tailed Godwit at Mai Po Inner Deep Bay Ramsar Site, spring 2013.
- Figure 25. Counts of Spotted Redshank at Mai Po Inner Deep Bay Ramsar Site, spring 2013.
- Figure 26. Counts of Common Redshank at Mai Po Inner Deep Bay Ramsar Site, spring 2013.
- Figure 27. Counts of Marsh Sandpiper at Mai Po Inner Deep Bay Ramsar Site, spring 2013.
- Figure 28. Counts of Common Greenshank at Mai Po Inner Deep Bay Ramsar Site, spring 2013.
- Figure 29. Counts of Terek Sandpiper at Mai Po Inner Deep Bay Ramsar Site, spring 2013.
- Figure 30. Counts of Grey-tailed Tattler at Mai Po Inner Deep Bay Ramsar Site, spring 2013.
- Figure 31. Counts of Ruddy Turnstone at Mai Po Inner Deep Bay Ramsar Site, spring 2013.
- Figure 32. Counts of Asian Dowitcher at Mai Po Inner Deep Bay Ramsar Site, spring 2013.
- Figure 33. Counts of Red Knot at Mai Po Inner Deep Bay Ramsar Site, spring 2013.
- Figure 34. Counts of Great Knot at Mai Po Inner Deep Bay Ramsar Site, spring 2013.
- Figure 35. Counts of Red-necked Stint at Mai Po Inner Deep Bay Ramsar Site, spring 2013.
- Figure 36. Counts of Sharp-tailed Sandpiper at Mai Po Inner Deep Bay Ramsar Site, spring 2013.

Figure 37. Counts of Curlew Sandpiper at Mai Po Inner Deep Bay Ramsar Site, spring 2013.

Figure 38. Counts of Broad-billed Sandpiper at Mai Po Inner Deep Bay Ramsar Site, spring 2013.

APPENDIX 5

Sighting records of leg-flagged shorebirds in 2012-13.

MAI PO INNER DEEP BAY RAMSAR SITE WATERBIRD MONITORING PROGRAMME

Programme 2012/13

Shorebird Monitoring

July 2012 - July 2013

Shorebird Monitoring: 2012-13 Report

1. Introduction

A systematic, long-term monitoring programme of waterbirds in the Mai Po Inner Deep Bay Ramsar Site commenced in December 1997. One part of the programme involves counts of shorebirds (also called waders) in migratory seasons; the other components are monthly counts of waterbirds and surveys of ardeid nesting colonies. The Waterbird Monitoring Programme was administered and executed by the Hong Kong Bird Watching Society (HKBWS) from December 1998 to March 2004 with a subvention from the Agriculture, Fisheries and Conservation Department (AFCD). Starting from April 2004, the Waterbird Monitoring Programme was funded under a service contract arrangement, also funded by the AFCD. This report focuses on the results of the Shorebird Counts during migratory seasons from July 2012 to June 2013 under the tender reference number AFCD/SQ/50/12.

2. Methodology

Migratory shorebirds visit the Deep Bay area during autumn and spring, and some of them stay there throughout the winter. This objective of this study was to monitor the population changes of migratory shorebirds in the Mai Po Inner Deep Bay Ramsar Site throughout the year. The Shorebird Counts were more frequently conducted during the peak periods of passage migration (that is, from late March to late May and from the second half of July to late October). In winter, from mid-November to mid-February, the Shorebird Count was carried out once a month, and the results obtained in the monthly Waterbird Counts for the same period were also used in this report. Fewer counts were conducted in summer. More specifically, the Shorebird Counts under this Shorebird Monitoring Programme were scheduled as follows:

- Autumn: from 16 July 2012 to 3 November 2012 – once a week;
- Winter: from mid-November 2012 to mid-February 2013 – once a month;
- Spring: from 22 March 2013 to 1 June 2013 – once every three days; and
- Summer: from 2 June 2013 to 15 July 2013 – once every two weeks.

The main survey site was the Mai Po Marshes Nature Reserve (MPNR) (Map 1), where counts were conducted either in the shallow water areas in the *gei wais* or from the four bird watching hides on the boardwalk, depending on the tidal height. In general, counts were conducted in the *gei wai* area in the MPNR during the high-tide period, as previous management activities undertaken by the World Wide Fund For Nature Hong Kong (WWF-HK) provided regular and suitable high-tide roosting sites for shorebirds, which allowed the counting results to represent the population of shorebirds in the Inner Deep Bay area with a relatively high degree of accuracy. The following procedures were adopted in the survey:

- Birds were counted from the boardwalk hide during rising tide, beginning at a tidal height of around 1.9m.
- During the high-tide period, roosting birds were counted within the MPNR.
- During the low high-tide period (i.e. high tide lower than 2.2m), counting activities were conducted in a synchronous manner from both the boardwalk hide and in the MPNR.
- During the period of receding tide, birds were counted from the boardwalk hide until the time when the shorebirds were too far away from the observer to count accurately.

The equipment used consisted of 8x or 10x binoculars and a telescope with wide angle or 20-60x zoom eyepieces. The Shorebird Counts were conducted by HKBWS accredited waterbird surveyors with experience in shorebird counting and identification. All shorebirds sighted in the survey sites were identified by species. When a shorebird's leg flag was observed, its details, including the colour and position of the flag, species, age and/or the extent of breeding plumage were recorded. These details were subsequently checked to determine the shorebird's migration route and/or its origin.

3. Results and discussion

The results of the Shorebird Counts are presented in detail in Appendices 1 to 3. The counts of selected species are plotted in the graphs in Figures 1 to 19 for Autumn 2012 and Figures 20 to 38 for Spring 2013 (Appendix 4). The sighting records of leg-flagged shorebird are presented in Appendix 5. The order of the shorebird names follows the annotated checklist of birds of Hong Kong (Hong Kong Bird Watching Society, 2013).

Autumn 2012

In mid-July 2012, there were 768 migratory shorebirds. The number increased to about 1,700 individuals in the second and third week of August, and 2,490 in the fourth week of August, reaching the first peak of 3,020 individuals in early September. The number dropped in the following week, but increased again to 3,102 birds in early October. After dropping again in the second week of October, the third wave of shorebirds was recorded after mid-October, with the peak count for autumn 2012 at 5,204 individuals of 26 species, recorded on 26 October 2012. The peak count showed an increase of 47% over the corresponding record of the previous year (autumn 2011: 3,531 individuals of 18 species; autumn 2010: 4,580 individuals of 17 species).

The aggregate peak count of all shorebird species in autumn 2012 was 4,832 individuals of 39 species. The three most numerous shorebird species were the Marsh Sandpiper *Tringa stagnatilis*, Common Greenshank *Tringa nebularia* and Common Redshank *Tringa totanus*, with peak counts of 1,633, 1,319 and 744 individuals, respectively. The Common Redshanks and Common Greenshanks were mainly passage migrants, as their peak counts were recorded in August and September, while the Marsh Sandpipers were mainly winter visitors, as the peak count was recorded in October.

Other shorebird species which were passage migrants recorded in autumn 2012 included the Pacific Golden Plover *Pluvialis fulva* (Figure 3), Lesser Sand Plover *Charadrius mongolus* (Figure 6), Greater Sand Plover *C. leschenaultii* (Figure 7), Bar-tailed Godwit *Limosa lapponica* (Figure 9), Whimbrel *Numenius phaeopus* (Figure 10), Wood Sandpiper (Figure 16), Great Knot *Calidris tenuirostris* (Figure 17), Red Knot *Calidris canutus* (Figure 18) and Broad-billed Sandpiper *Limicola falcinellus* (Figure 19). The Pacific Golden Plover, Lesser Sand Plover and Red Knot were uncommon species, with low numbers recorded in autumn 2012.

The arrival dates of wintering species identified during the Shorebird Counts were also recorded. The details are appended below:

- Black-tailed Godwit *Limosa limosa* – mid-September (Figure 8, c.f. mid-August 2011, late September 2010, mid-September 2009, early September 2008, September 2007, late September 2006, mid-September 2005 and 2004, early September 2003, late August 2002).
- Eurasian Curlew *Numenius arquata* – early September (Figure 11, c.f. late August

2011, 2010, mid-August 2009, September 2008, September 2007, September to early October 2006, mid-September 2005, 2004, 2003 and 2002)

- Spotted Redshank *Tringa erythropus* – mid-October (Figure 12, c.f. late October 2011, 2010, mid-October 2009, late October 2008, 2007 and 2006, mid October 2005, 2004, 2003, late September 2002).
- Marsh Sandpiper *Tringa stagnatilis* – late September (Figure 14, c.f. early October 2011, late September 2010, late September 2009, mid-September 2008, late September 2007, late September 2006, 2005, 2004, mid-September 2003, early September 2002).

Winter 2012-13

The Shorebird Counts were conducted in the mid-winter period from mid-November 2012 to mid-February 2013. To enhance accuracy, information collected in the monthly Waterbird Counts was also included in the analysis. In winter 2012-13, the aggregate peak count of all shorebird species was 23,386 individuals of 29 species (Table 2), which was 17% fewer than in the previous winter, but similar to that in winter 2010-11 (winter 2011-12: 28,290 individuals of 32 species; winter 2010-11: 23,100 individuals of 28 species). The five most abundant species recorded in winter 2012-13 were the Pied Avocet *Recurvirostra avosetta* (9,840 individuals), Dunlin *Calidris alpine* (5,030 individuals), Kentish Plover *Charadrius alexandrinus* (3,221 individuals), Eurasian Curlew (1,440 individuals), Common Greenshank (930 individuals) and Common Redshank (785 individuals). The total number of these five shorebird species constituted 91% of the aggregate peak count. Though the tidal height in winter was lower and less predictable than that in spring and autumn, the results of these counts, especially species such as Dunlins and Kentish Plovers, which are too small to survey, were believed to be well recorded by the increased survey effort in winter 2012-13.

Spring 2013

The number of spring-passage shorebirds started from the low number of 1,098 individuals (19 species) on 22 March 2013, followed by the first influx of 5,440 Curlew Sandpipers recorded on 26 March, which boosted the figure to 7,187 individuals (24 species). The number then dropped to around 3,300 individuals for a week, but on 10 April, when the second influx of passage shorebirds brought mainly Curlew Sandpipers *Calidris ferruginea* (Figure 37) and Black-tailed Godwits (Figure 24), the number of shorebirds increased to 10,361 individuals of 33 species, which was the peak shorebird count in spring 2013. This peak count was 24% higher than that of the previous spring and also 8% higher than that of 2011 (spring 2012: 8,329

individuals of 28 species; spring 2011: 9,482 individuals of 27 species). After that, the number fell over the course of April to a low of 2,088 individuals on 25 April. The third influx of spring-passage shorebirds was recorded between the end of April and the beginning of May, with a small peak of 3,065 individuals (26 species) recorded on 3 May. The number decreased gradually through the rest of May. A total of 500 shorebirds were recorded on 15 May, and the number decreased to 141 individuals on 30 May. Figure 20 shows the changes in shorebird numbers in spring 2013.

The Curlew Sandpiper was the most abundance species in spring, with a peak count of 5,440 individuals recorded on 25 March 2013, constituting 41% of the aggregate spring peak count. This was a decrease of 12% from the peak count (6,147 individuals) in spring 2012 (Tables 1 and 2). The other peak count of Curlew Sandpipers, 4,410 individuals, was recorded on 12 April (Figure 37), which indicates that more than one flock of this passage species stopped over at Deep Bay, and that the actual number of this shorebird species should be higher than any of the single peak counts recorded. Also, this species was recorded earlier from mid-March (1,260 individuals recorded on 17 March 2013 during a monthly count) to early April since spring 2011, compared with that recorded from mid to late April in the previous years (e.g. peak counts of 4,151 birds on 28 April 2006, 10,982 birds on 17 April 2007 and 9,012 on 19 April 2008). This possibly indicated a change in its spring migration pattern.

The numbers of several other species of regular passage shorebirds have fluctuated in the last few years (Table 1). In spring 2011, only 300 Red-necked Stints *Calidris ruficollis* were recorded, but in spring 2013, 1,770 individuals (Figure 35) were recorded. The Lesser Sand Plover (Figure 22), Red Knot (Figure 33) and Sharp-tailed Sandpiper (Figure 36) also had peak counts higher than those of previous years. However, the peak counts of Pacific Golden Plover (Figure 21) and Curlew Sandpiper were lower this spring. The aggregate peak count (13,280 individuals) in spring 2013 also was an increase of 19% over that of the previous year (11,185 individuals), but it was still comparatively lower than that of other previous years (Table 1). Full details of the Shorebird Counts conducted in spring 2013 are provided in Figures 21 to 38.

Table 1. Peak counts of some shorebird species in the spring of recent years.

Species	2013	2012	2011	2010	2009	2008	2007	2006
Pacific Golden Plover <i>Pluvialis fulva</i>	94	245	305	525	288	67	160	219
Lesser Sand Plover <i>Charadrius mongolus</i>	64	14	79	87	85	78	179	35

Species	2013	2012	2011	2010	2009	2008	2007	2006
Ruddy Turnstone <i>Arenaria interpres</i>	7	5	34	30	40	46	100	34
Red Knot <i>Calidris canutus</i>	76	5	25	26	19	52	144	16
Red-necked Stint <i>C. ruficollis</i>	1,770	300	956	3,756	2,700	733	2,239	1,478
Long-toed Stint <i>C. subminuta</i>	5	6	59	28	32	20	4	11
Sharp-tailed Sandpiper <i>C. acuminata</i>	197	15	130	59	22	86	175	68
Curlew Sandpiper <i>C. ferruginea</i>	5,440	6,147	5,794	9,296	9,168	9012	10,982	4,151
Aggregate peak count of all shorebird species recorded in spring	13,280	11,185	16,187	24,035	23,614	18,468	21,223	14,942

Summer 2013

The number of shorebirds was low in June and early July 2013 – 60 birds were counted on 7 June, 31 birds on 21 June, and 105 birds on 9 July 2013. All these records were lower than those of the previous summer (i.e. 173 in June and 337 in July 2012). The most notable counts were only 43 Common Greenshanks on 9 July and 21 Whimbrels on 7 June 2013. Also less numerous were breeding Black-winged Stilts *Himantopus himantopus*, with only 7 breeding individuals recorded in the MPNR compared to 20 adults in summer 2012 and 60 adults in summer 2011.

Aggregate numbers recorded

In an attempt to estimate the total number of shorebirds that utilised the Mai Po Inner Deep Bay Ramsar Site during the 12-month period from July 2012 to June 2013, the peak counts in autumn, winter and spring for each positively-identified shorebird species were combined to obtain the aggregate number (Table 2). Some shorebird species habitually stayed in the wetlands for a prolonged period and hence, they might have been involved in repeated counts in different seasons. These birds are marked with asterisks in Table 2, and they were excluded from the calculation of the estimate.

Table 2. The minimum number of shorebirds estimated to have utilized the Mai Po Inner Deep Bay Ramsar Site during the 12-month period from July 2012 to June 2013.

Year	2012	2012-13	2013	2012-13	2011-12	2010-11	2009-10	2008-09
Species	autumn	winter	spring	Minimum	Minimum	Minimum	Minimum	Minimum
Pheasant-tailed Jacana <i>Hydrophasianus chirurgus</i>	2	0	1	3	4	3	2	1
Greater Painted-snipe <i>Rostratula bengalensis</i>	0	0	3	3	3	4	3	4
Black-winged Stilt <i>Himantopus himantopus</i>	244	620	195	1059	1,124	542	1,703	1,614

Year	2012	2012-13	2013	2012-13	2011-12	2010-11	2009-10	2008-09
Species	autumn	winter	spring	Minimum	Minimum	Minimum	Minimum	Minimum
Pied Avocet <i>Recurvirostra avosetta</i>	202*	9,840	7,982*	9840	14,604	10,944	13,883	13,061
Oriental Pratincole <i>Glareola maldivarum</i>	2	0	14	16	2	6	4	3
Northern Lapwing <i>Vanellus vanellus</i>	0	0	0	0	0	0	0	0
Grey-headed Lapwing <i>V. cinereus</i>	1	9	1	11	3	2	0	1
Pacific Golden Plover <i>Pluvialis fulva</i>	192	476	94	762	1,258	1,142	539	731
Grey Plover <i>P. squatarola</i>	9	630	75*	639	629	320	637	582
Common Ringed Plover <i>Charadrius hiaticula</i>	0	0	0	0	0	0	1	0
Little Ringed Plover <i>C. dubius</i>	5	90	14	109	136	120	206	349
Kentish Plover <i>C. alexandrinus</i>	928*	3,221	273	3,494	3,147	720	4,328	2,356
Lesser Sand Plover <i>C. mongolus</i>	12	21	64	97	48	111	92	119
Greater Sand Plover <i>C. leschenaultii</i>	235	1	386	622	236	861	941	795
Oriental Plover <i>C. veredus</i>	0	0	3	3	0	0	0	0
Black-tailed Godwit <i>Limosa limosa</i>	672*	620	1,921	2,541	1,989	3,432	2,449	2,223
Bar-tailed Godwit <i>Limosa lapponica</i>	6	8	117	131	38	20	55	106
Little Curlew <i>Numenius minutes</i>	0	0	0	0	0	0	0	0
Whimbrel <i>Numenius phaeopus</i>	149	37	72	258	168	299	188	303
Eurasian Curlew <i>N. arquata</i>	125*	1440	182*	1440	1,128	1,602	1,075	1,065
Far Eastern Curlew <i>N. madagascariensis</i>	1	0	4	5	8	5	22	18
Spotted Redshank <i>Tringa erythropus</i>	33	263	266	562	395	623	990	1,690
Common Redshank <i>T. totanus</i>	744	785	370	1,899	1,795	1,577	1,473	2,215
Marsh Sandpiper <i>T. stagnatilis</i>	1,633	764*	760	2,393	2,237	3,056	3,381	3,192
Common Greenshank <i>T. nebularia</i>	1,319	930*	605	1,924	3,129	2,574	3,495	4,366
Nordmann's Greenshank <i>T. guttifer</i>	1	2	22	25	35	45	16	34
Green Sandpiper <i>T. ochropus</i>	8	32	0	40	33	28	45	31
Wood Sandpiper <i>T. glareola</i>	50	103	62	215	588	568	364	578
Terek Sandpiper <i>Xenus cinereus</i>	85	9	218	312	406	424	619	600
Common Sandpiper <i>Actitis hypoleucos</i>	5*	76	16	92	115	96	123	65
Grey-tailed Tattler <i>Heteroscelus brevipes</i>	5	0	17	22	19	15	15	188
Ruddy Turnstone <i>Arenaria interpres</i>	1	0	7	8	6	34	30	41
Red-necked Phalarope <i>Phalaropus lobatus</i>	0	0	2	2	3	6	12	7
Pintail/Swinhoe's Snipe <i>Gallinago stenura/megala</i>	3	1	0	4	2	7	6	3

Year	2012	2012-13	2013	2012-13	2011-12	2010-11	2009-10	2008-09
Species	autumn	winter	spring	Minimum	Minimum	Minimum	Minimum	Minimum
Common Snipe <i>Gallinago gallinago</i>	12	10	1	23	28	27	21	5
Long-billed Dowitcher <i>Limnodromus scolopaceus</i>	0	0	1	1	2	6	3	5
Asian Dowitcher <i>Limnodromus semipalmatus</i>	4	0	46	50	72	82	194	138
Red Knot <i>Calidris canutus</i>	1	4	76	81	17	27	50	25
Great Knot <i>C. tenuirostris</i>	40	28	94	162	176	174	407	432
Sanderling <i>C. alba</i>	0	0	2	2	1	6	4	12
Red-necked Stint <i>C. ruficollis</i>	1	0	1,770	1,711	311	990	3,861	2,779
Little Stint <i>C. minuta</i>	0	0	5	5	1	2	3	6
Temminck's Stint <i>C. temminckii</i>	2	28	2	32	43	51	53	43
Long-toed Stint <i>C. subminuta</i>	1	1	5	7	8	64	39	45
Pectoral Sandpiper <i>C. melanotos</i>	0	0	0	0	1	0	0	0
Sharp-tailed Sandpiper <i>C. acuminata</i>	8	0	197	205	19	131	59	31
Dunlin <i>C. alpine</i>	1	5030	2	5,033	3,401	1,478	2,500	1,177
Curlew Sandpiper <i>C. ferruginea</i>	7	0	5,440	5,447	6,282	5,889	9,350	9,454
Spoon-billed Sandpiper <i>Eurynorhynchus pygmeus</i>	0	0	4	4	1	4	1	1
Broad-billed Sandpiper <i>Limicola falcinellus</i>	20	1	127	148	35	101	55	89
Ruff <i>Philomachus pugnax</i>	0	0	1	1	1	5	3	4
Tringa spp.	0	0	0	0	0	0	0	3,870
Small wader spp. (mainly Dunlin or Kentish Plover)	0	0	0	0	0	0	0	0
NUMBER OF SPECIES	39	30	45	47	46	46	46	46
AGGREGATE PEAK COUNT OF ALL SHOREBIRD SPECIES	4,837	23,386	13,280	41,503	43,687	38,223	53,300	54,457

Note: Numbers marked with an asterisk refer to birds recorded in one season which might be from the same flock of birds found in other seasons.

As shown in Table 2 above, the aggregate peak count of all shorebird species in 2012-13 was 41,503 individuals, a decrease of 5% from 2011-12 (i.e. 43,687 individuals). The aggregate peak count in winter 2012-13 of 23,386 individuals comprised the largest proportion (56%). The total of aggregate peak counts for autumn and spring was 18,117 individuals, an increase of 18% over the corresponding record of the previous year (i.e. 15,397 individuals). The 10 most numerous shorebird species recorded in the 12-month period from July 2012 to June 2013, in descending order, were: Pied Avocets (9,840, 23% of the 12-month aggregate),

Dunlins (5,655, 13%), Curlew Sandpipers (5,447, 13%), Kentish Plovers (4,422, 10%), Black-tailed Godwits (2,541, 6%), Marsh Sandpipers (2,393, 6%), Common Greenshanks (1,924, 4%), Common Redshanks (1,899, 4%), Red-necked Stints (1,771, 4%) and Eurasian Curlews (1,440, 3%).

The peak count on a single day was not representative of the total abundance of shorebirds utilising an area, because turnover of the birds was not taken into account. Studies carried out in Morocco and Malaysia using marked birds (Howes and Bakewell 1989) found that the total number of shorebirds using a given area during migration lay in the range of 3 to 4.5 times the peak daily count of passage shorebirds. Applying this estimate to the aggregate 18,117 observable shorebirds recorded in autumn and spring, it was projected that the Deep Bay area supported 54,351 to 81,527 passage shorebirds during the 2012-13 migratory season.

Regionally important populations

Reviews and estimates of the known shorebird population size and the 1% level of the flyway or regional population of all waterbird species were adopted from Wetland International (2013). Table 3 is an extract of certain migratory shorebirds whose population utilising the Mai Po Inner Deep Bay Ramsar Site from July 2012 to June 2013 exceeded the 1% level of their flyway or regional population.

Table 3. Counts of some shorebird species recorded in the Deep Bay area from July 2012 to June 2013, in relation to the flyway/regional population

Species	Flyway/regional population	Number recorded	Percentage
Black-winged Stilt <i>Himantopus himantopus</i>	1,000 (1% level)	1,059	1.0%
Pied Avocet <i>Recurvirostra avosetta</i>	1,000 (1% level)	9,840	9.8%
Kentish Plover <i>Charadrius alexandrinus</i>	1,000 (1% level)	3,494	3.5%
Black-tailed Godwit <i>Limosa limosa</i>	139,000	2,541	1.8%
Eurasian Curlew <i>Numenius arquata</i>	100,000	1,440	1.4%
Spotted Redshank <i>Tringa erythropus</i>	25,000	562	2.2%
Common Redshank <i>Tringa totanus</i>	1,000 (1% level)	1,899	1.9%
Common Greenshank <i>Tringa nebularia</i>	1,000 (1% level)	1,924	1.9%
Nordmann's Greenshank <i>Tringa guttifer</i>	400-600	25	4.1-6.3%
Curlew Sandpiper <i>Calidris ferruginea</i>	135,000	5,447	4.0%

Globally threatened species

With regard to the globally threatened species listed in BirdLife International (2013),

the following were recorded from July 2012 to June 2013:

- Black-tailed Godwit (Near-threatened): A total of 2,541 individuals were recorded in this 12-month period, including peak counts of 620 birds in winter and 1,921 birds in spring. This was an increase of 28% over that of the previous year. Applying the criterion that 1% of the regional population was 1,400 individuals (Wetlands International, 2013), the Deep Bay area supported 1.8% of the regional population in 2012-13.
- Eurasian Curlew (Near-threatened): This species was recorded in the Deep Bay area throughout the non-breeding period, with higher numbers in the mid-winter period. A total of 1,440 individuals were recorded in the February Waterbird Count, an increase of 28% over that of the previous year (1,128 individuals). Applying the criterion that 1% of the regional population was 1,000 individuals (Wetlands International, 2013), the Deep Bay area supported 1.4% of the regional population in 2012-13.
- Eastern Curlew (Vulnerable): This species was present in only small numbers in the Deep Bay area. A total of five individuals (one in autumn, four in spring) were recorded in the 12-month period, compared to eight individuals recorded in the previous year.
- Nordmann's Greenshank (Endangered): A total of 25 individuals were recorded in the 12-month period -- one in autumn 2012, two in mid-winter and 22 (peak count of 20 adults and two first-summers) in spring 2013. This represented a decrease of 29% from the previous year (i.e. 2011-12, 35 individuals). The spring aggregate alone represented a decrease of 35% (2012: 34 birds, 2013: 22 birds). Applying the criterion that the global population was in the range of 400-600 individuals (Wetlands International, 2013), the Deep Bay area supported 4-6% of the global population in 2012-13.
- Asian Dowitcher (Near-threatened): A total of 50 individuals (four in autumn and 46 in spring) were recorded in 2012-13, representing a decrease of 31% from the number recorded in the previous year (i.e. 2011-12, 72 individuals).
- Great Knot (Vulnerable): A total of 162 individuals were recorded in 2012-13, of which 40 were recorded in autumn, 28 in winter and 94 in spring. This total was 8% lower than that of the previous year (i.e. 2011-12, 176 individuals). This was also lower than the aggregate number of 407 individuals in 2009-10 and 432 individuals in 2008-09.

- Spoon-billed Sandpiper (Critically Endangered): This species was recorded only in spring, with a total of four different individuals (identified by plumage details) recorded between 10 and 18 April 2013. This compares with only one individual recorded during the Shorebird Counts in spring 2011 and 2012. The population of mature individuals is estimated at from 240 to 400 individuals (BirdLife International, 2013), making the 1% regional population three individuals (Wetlands International, 2013). The Deep Bay area supported at least 1% of the global population of this critically endangered species in spring 2013.

Sightings of leg-flagged shorebirds

Some migratory shorebirds were fitted with colour flag(s) from different countries/regions in order to study their migration routes. The re-sighting records of these leg-flagged birds were also collected during the Shorebird Counts to serve as a reference about the flyway and habitat preferences of these migratory waterbirds, and to identify their population fluctuations in Hong Kong as their staging or wintering site. These re-sighting records were collated by several means, including direct observations by shorebird count surveyors, reports from bird watchers and photographers, and information posted on the Hong Kong Bird Watching Society's website. In 2012-13, a total of 384 sightings were collected, 88% more than were collected in the previous year (i.e. 204 sightings). Among the sighting records, there were a total of 312 (81%) records of birds fitted with local Hong Kong leg-flags (i.e. white (upper) and yellow (below) flags) while the remaining 72 (19%) records were birds with overseas flags. More details are provided in Appendix 5.

Among the shorebirds with overseas leg-flags, a total of 30 (42%) sightings were of birds carrying a single yellow leg-flag or colour rings, indicating that they were birds tagged in North Western Australia. About 15 (21%) of the sightings were of birds carrying a single orange flag, indicating that they were tagged in Victoria, Australia. There were also records of other flagged shorebirds, such as Ruddy Turnstones, from Tasmania, Australia (orange (upper) and blue (lower)); a Marsh Sandpiper from Tokyo Bay, Japan (blue (upper) and white (lower)); a Red-necked Stint from Thailand (black (upper) and green (lower)), Dunlins from Liaoning (Yalujiang River), China (green (upper) and orange (lower)), and Sakhalin Island, Russia (yellow (upper) and white (lower)). In terms of overseas shorebird species, 20 flagged Curlew Sandpiper sightings were recorded (28%) and 14 flagged Red-necked Stints sightings were recorded (20%). Among the most common re-sightings of Hong Kong flagged shorebirds were Common Redshanks, with 87 re-sightings (28%), followed by Grey

Plovers, with 56 re-sightings (18%).

Other observations

Compared to the previous year, the number of shorebirds in the Mai Po Inner Deep Bay Ramsar Site in 2012-13 was higher in autumn and spring, but lower in winter. Table 2 also shows that the all-year aggregates have fluctuated in the past five years, which reflects the dynamic nature of the shorebird population, as they followed different migratory patterns and routes. Intertidal mudflats in the East Asia region are now disappearing at a high rate (MacKinnon *et. al.*, 2012). From the fluctuating trend of shorebird abundance in the Deep Bay area, it is still uncertain whether such habitat loss is having a negative impact.

From the change in migration pattern of Curlew Sandpipers and possibly other shorebirds, as reported in earlier paragraphs, we suggest reviewing the future survey schedule in order to collect more accurate information, in particular during the period of the early spring migration (i.e. mid-March).

The high-tide roosting site in *gei wais* of MPNR used to support the highest numbers of the shorebirds in the Inner Deep Bay area with the best counting condition. In this 12-month period, fewer high-tide roosting shorebirds were found in the MPNR, which mean more surveys were shifted from the *gei wais* area to the floating bird watching hides in the intertidal mudflat area or other places to look for them. It was also found a decreasing number of times that the shorebird data collected from the *gei wai* area could represent the total number of shorebirds in the Inner Deep Bay area over the last five years (Table 4). On the other hand, there were reports from birdwatchers about findings of alternative high-tide roosting sites, including Hong Kong Wetland Park in Tin Shui Wai which supported up to 3,000 roosting shorebirds during the high-tide period in spring and autumn (HKBWS unpublished data). In order to provide accurate information on the aggregation of shorebirds in the Mai Po Inner Deep Bay area, it is suggested to explore for alternative high-tide roosting sites in the synchronized surveys of Shorebird Counts in the future, if resources are available.

Table 4. Percentage of the number times that the shorebird data collected from *gei wai* area of MPNR represented the total number of shorebirds in the Inner Deep Bay area.

Year	2008-09	2009-10	2010-11	2011-12	2012-13
Percentage of number of shorebird counts	55	59	59	44	40

4. Acknowledgements

We would like to thank members of the Hong Kong Bird Watching Society for providing sighting reports of colour-flagged shorebirds.

5. References

BirdLife International. 2013. IUCN Red List for birds. Download from <http://www.birdlife.org> (accessed July 2013).

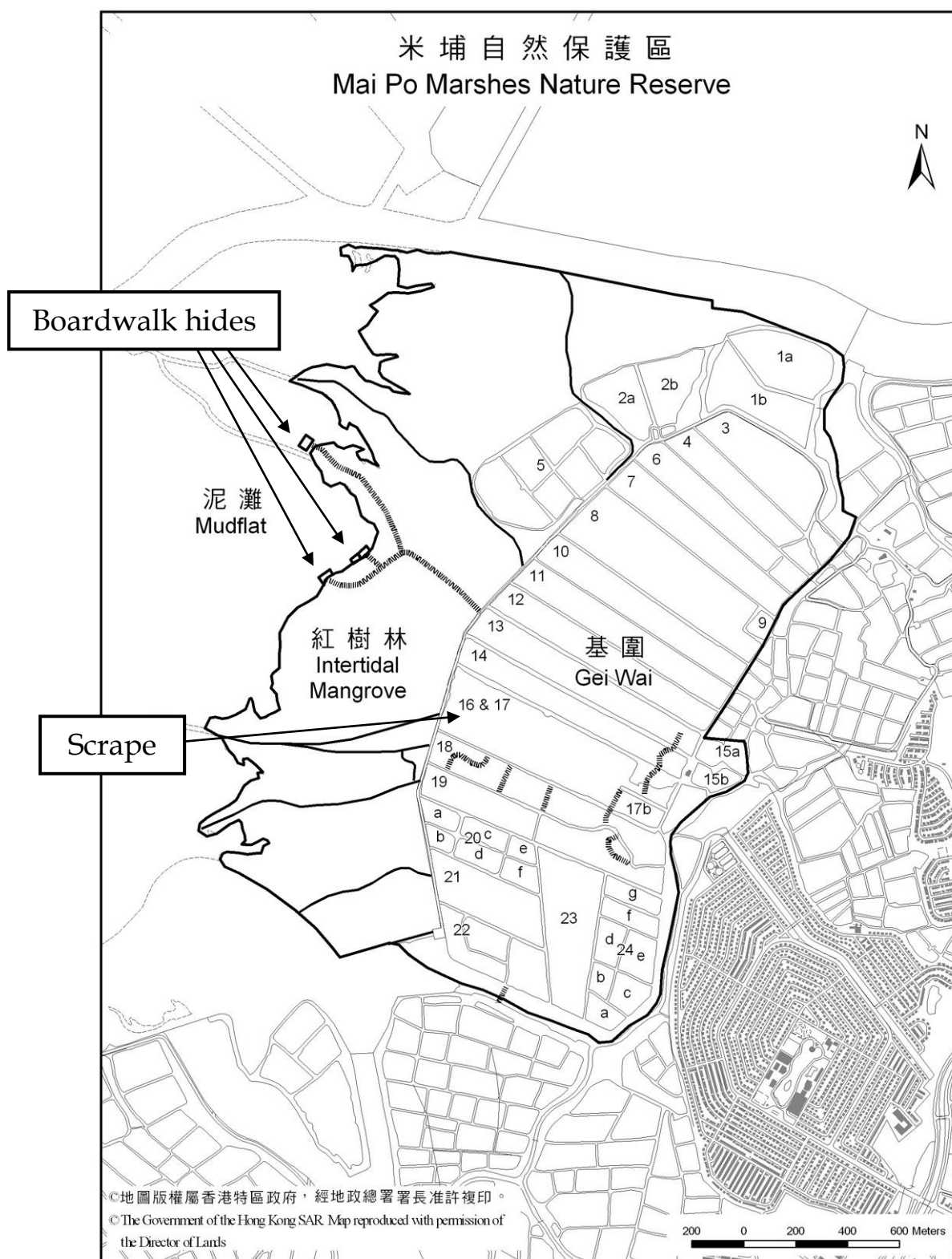
Hong Kong Bird Watching Society. 2013. List of Hong Kong Birds - 2013-02-25. Downloaded from <http://www.hkbws.org.hk/BBS/viewthread.php?tid=16948&extra=page%3D1> (accessed July 2013).

Howes, J and Bakewell, D. 1989. Shorebird Studies Manual. AWB Publication No. 55. Kuala Lumpur.

MacKinnon, J., Verkuil, Y.I. and Murray, N. 2012. IUCN situation analysis on East and Southeast Asian intertidal habitats, with particular reference to the Yellow Sea (including the Bohai Sea). Occasional Paper of the IUCN Species Survival Commission No. 47. IUCN, Gland, Switzerland and Cambridge, UK. ii + 70pp.

Wetlands International. 2013. Waterbird Population Estimates Retrieved from <http://wpe.wetlands.org> on 11 July 2013.

Map 1. Mai Po Nature Reserve – the site under study in the Shorebird Monitoring Programme, 2012-13.



Appendix 1: Counts of shorebirds in the Mai Po Inner Deep Bay Ramsar Site in autumn 2012

	1-14 Jul	15-21 Jul	22-28 Jul	29 - 4 Aug	5-11 Aug	12-18 Aug	19-25 Aug	26-1 Sep	2 -8 Sep	9-15 Sep	16-22 Sep	23-29 Sep	30 - 6 Oct	7-13 Oct	14-20 Oct	21-27 Oct	28- 3 Nov
Pheasant-tailed Jacana	0	0	0	0	0	0	0	0	0	0	0	0	1	2	0	1	0
Greater Painted-snipe	0	0	0	0	0	0	0	0	0	0	0	0	0	0	0	0	0
Black-winged Stilt	0	2	9	9	2	5	0	18	12	72	244	72	70	111	37	25	0
Pied Avocet	0	2	2	1	1	0	0	0	0	1	1	5	202	42	66	118	11
Oriental Pratincole	0	0	0	0	0	0	0	0	0	0	1	1	0	2	0	0	0
Northern Lapwing	0	0	0	0	0	0	0	0	0	0	0	0	0	0	0	0	0
Grey-headed Lapwing	0	0	0	0	0	0	0	0	1	0	0	0	0	0	1	0	0
Pacific Golden Plover	0	0	0	0	0	1	0	11	0	0	43	59	109	16	192	122	38
Grey Plover	0	2	0	1	4	0	2	0	0	1	0	1	3	9	6	4	1
Common Ringed Plover	0	0	0	0	0	0	0	0	0	0	0	0	0	0	0	0	0
Little Ringed Plover	0	1	1	0	4	0	1	0	0	4	3	4	2	4	1	5	5
Kentish Plover	0	0	0	0	0	0	1	0	0	4	0	0	1	0	880	760	928
Lesser Sand Plover	0	0	0	0	10	12	1	1	0	0	0	1	0	0	0	0	1
Greater Sand Plover	0	2	6	7	102	61	235	138	160	48	149	146	223	21	27	19	26
Oriental Plover	0	0	0	0	0	0	0	0	0	0	0	0	0	0	0	0	0
Black-tailed Godwit	0	28	39	79	47	166	220	321	226	354	672	455	596	502	451	507	0
Bar-tailed Godwit	0	0	0	0	0	0	0	0	0	2	1	0	6	0	0	1	0
Little Curlew	0	0	0	0	0	0	0	0	0	0	0	0	0	0	0	0	0

	1-14 Jul	15-21 Jul	22-28 Jul	29 - 4 Aug	5-11 Aug	12-18 Aug	19-25 Aug	26-1 Sep	2 - 8 Sep	9-15 Sep	16-22 Sep	23-29 Sep	30 - 6 Oct	7-13 Oct	14-20 Oct	21-27 Oct	28- 3 Nov
Whimbrel	0	9	16	2	6	12	50	149	42	22	27	10	9	5	4	2	1
Eurasian Curlew	0	31	47	68	55	80	75	82	88	98	99	112	117	109	98	95	125
Far Eastern Curlew	0	0	0	0	1	0	0	0	1	0	0	0	1	0	1	1	1
Spotted Redshank	0	0	0	0	0	1	0	22	3	0	1	0	16	12	33	21	1
Common Redshank	0	471	691	540	744	536	667	641	240	326	187	371	265	402	267	477	190
Marsh Sandpiper	0	1	2	0	1	8	15	196	74	164	476	1142	1162	865	1633	1444	1140
Common Greenshank	0	211	327	935	596	678	1178	1319	878	885	833	536	304	597	551	922	591
Nordmann's Greenshank	0	0	0	0	0	0	0	0	1	0	1	0	0	1	0	1	0
Green Sandpiper	0	0	0	0	0	0	0	0	8	1	0	1	1	0	0	0	0
Wood Sandpiper	0	5	13	43	10	11	18	3	1	0	13	23	4	2	50	33	2
Terek Sandpiper	0	3	24	2	2	4	16	85	3	2	0	0	0	0	0	4	3
Common Sandpiper	0	0	1	0	0	1	0	1	3	0	1	0	1	2	1	5	2
Grey-tailed Tattler	0	0	0	0	5	0	0	0	1	0	1	0	0	0	0	0	0
Ruddy Turnstone	0	0	0	0	0	0	0	0	0	0	0	0	0	0	0	1	1
Red-necked Phalarope	0	0	0	0	0	0	0	0	0	0	0	0	0	0	0	0	0
Pintail/Swinhoe's Snipe	0	0	0	0	0	0	0	0	0	0	0	3	1	0	2	0	0
Common Snipe	0	0	0	0	0	0	0	0	0	0	3	12	1	2	1	1	0
Long-billed Dowitcher	0	0	0	0	0	0	0	0	0	0	0	0	0	0	0	0	0
Asian Dowitcher	0	0	0	0	0	0	3	4	0	0	1	1	0	0	0	0	0
Red Knot	0	0	0	0	0	0	0	1	0	0	0	0	0	0	1	0	0

	1-14 Jul	15-21 Jul	22-28 Jul	29 - 4 Aug	5-11 Aug	12-18 Aug	19-25 Aug	26-1 Sep	2 -8 Sep	9-15 Sep	16-22 Sep	23-29 Sep	30 - 6 Oct	7-13 Oct	14-20 Oct	21-27 Oct	28- 3 Nov
Great Knot	0	0	0	0	0	0	1	8	40	30	1	2	3	4	1	9	4
Sanderling	0	0	0	0	0	0	0	0	0	0	0	0	0	0	0	0	0
Red-necked Stint	0	0	0	0	0	0	0	1	0	1	0	0	0	0	0	0	0
Little Stint	0	0	0	0	0	0	0	0	0	0	0	0	0	0	0	0	0
Temminck's Stint	0	0	0	0	0	0	0	0	0	0	0	2	0	1	2	0	1
Long-toed Stint	0	0	0	0	0	0	0	0	0	1	0	0	0	0	0	0	0
Pectoral Sandpiper	0	0	0	0	0	0	0	0	0	0	0	0	0	0	0	0	0
Sharp-tailed Sandpiper	0	0	1	0	0	1	6	8	6	0	0	0	0	0	0	0	0
Dunlin	0	0	0	1	0	0	0	0	0	0	1	0	2	1	147	623	614
Curlew Sandpiper	0	0	2	5	7	0	0	5	0	0	0	0	0	0	0	0	0
Spoon-billed Sandpiper	0	0	0	0	0	0	0	0	0	0	0	0	0	0	0	0	0
Broad-billed Sandpiper	0	0	0	0	0	0	1	6	20	15	5	0	2	0	1	3	0
Ruff	0	0	0	0	0	0	0	0	0	0	0	0	0	0	0	0	0
Sand Plover sp.	0	0	0	0	0	0	0	0	0	0	0	0	0	0	0	0	0
Small wader sp.	0	0	0	0	0	0	0	0	0	0	0	0	0	0	0	0	0
Large <i>tringa</i> sp.	0	0	0	0	0	0	0	0	0	0	0	0	0	0	0	0	0
Total:	0	768	1181	1693	1597	1577	2490	3020	1808	2031	2764	2959	3102	2712	4454	5204	3686

Appendix 2: Counts of shorebirds in the Mai Po Inner Deep Bay Ramsar Site in winter 2012-13

	15 Nov	19 Dec	15 Jan	15 Feb
Pheasant-tailed Jacana	0	0	0	0
Greater Painted-snipe	0	0	0	0
Black-winged Stilt	18	2	0	0
Pied Avocet	1130	1135	3378	7553
Oriental Pratincole	0	0	0	0
Northern Lapwing	0	0	0	0
Grey-headed Lapwing	0	0	0	0
Pacific Golden Plover	219	43	21	0
Grey Plover	145	413	607	0
Common Ringed Plover	0	0	0	0
Little Ringed Plover	0	0	0	0
Kentish Plover	2013	2174	3220	0
Lesser Sand Plover	12	6	21	0
Greater Sand Plover	6	1	0	0
Oriental Plover	0	0	0	0
Black-tailed Godwit	366	472	340	0
Bar-tailed Godwit	2	6	8	2
Little Curlew	0	0	0	0
Whimbrel	1	2	3	2
Eurasian Curlew	130	588	1070	1439
Far Eastern Curlew	0	0	0	1
Spotted Redshank	40	0	15	0
Common Redshank	152	206	124	2
Marsh Sandpiper	1089	764	332	9
Common Greenshank	1008	210	300	186
Nordmann's Greenshank	1	1	2	2
Green Sandpiper	0	0	0	0
Wood Sandpiper	0	0	1	0
Terek Sandpiper	0	0	9	0
Common Sandpiper	0	0	1	0
Grey-tailed Tattler	0	0	0	0
Ruddy Turnstone	0	0	0	0
Red-necked Phalarope	0	0	0	0

	15 Nov	19 Dec	15 Jan	15 Feb
Pintail/Swinhoe's Snipe	0	0	0	0
Common Snipe	0	0	0	0
Long-billed Dowitcher	1	0	0	0
Asian Dowitcher	0	0	0	0
Red Knot	1	2	4	0
Great Knot	5	21	28	0
Sanderling	0	0	0	0
Red-necked Stint	0	0	0	0
Little Stint	0	0	0	0
Temminck's Stint	0	0	12	0
Long-toed Stint	0	0	0	0
Pectoral Sandpiper	0	0	0	0
Sharp-tailed Sandpiper	0	0	0	0
Dunlin	1309	3470	5030	2000
Curlew Sandpiper	1	0	0	0
Spoon-billed Sandpiper	0	0	0	0
Broad-billed Sandpiper	1	1	0	0
Ruff	0	0	0	0
Sand Plover sp.	0	0	0	0
Small wader sp.	0	0	0	0
Tringas/godwits	0	0	0	0
Total:	7650	9535	14526	11395

Appendix 3: Counts of shorebirds in the Mai Po Inner Deep Bay Ramsar Site in spring 2013

	22-24 Mar	25-27 Mar	28-30 Mar	31-2 Apr	3-5 Apr	6-8 Apr	9-11 Apr	12-14 Apr	15-17 Apr	18-20 Apr	21-23 Apr	24-26 Apr	27-29 Apr	30-2 May	3-5 May	6-8 May	9-11 May	12-14 May	15-17 May	18-20 May	21-23 May	24-26 May	27-29 May	30-1 Jun	2-15 Jun	16-30 Jun	1-15 Jul
Pheasant-tailed Jacana	0	0	0	0	0	0	0	0	0	0	0	0	0	0	0	0	0	1	0	0	0	0	0	0	0	0	0
Greater Painted-snipe	0	0	0	0	1	0	1	0	0	0	0	2	2	0	0	0	2	1	0	0	3	0	0	0	0	0	0
Black-winged Stilt	4	33	162	195	106	17	134	185	58	4	0	3	1	12	0	9	7	6	5	0	2	11	8	8	7	0	0
Pied Avocet	0	0	0	0	0	0	0	0	0	0	0	0	0	0	0	0	0	0	0	0	0	0	0	0	0	0	0
Oriental Pratincole	0	0	0	0	14	6	0	8	4	0	0	0	0	0	0	4	0	0	1	0	2	0	1	0	0	0	0
Northern Lapwing	0	0	0	0	0	0	0	0	0	0	0	0	0	0	0	0	0	0	0	0	0	0	0	0	0	0	0
Grey-headed Lapwing	0	0	0	0	0	0	0	1	0	0	0	0	0	0	0	0	0	0	0	0	0	0	0	0	0	0	0
Pacific Golden Plover	0	94	0	0	27	1	7	3	3	15	6	3	16	0	7	7	1	5	2	2	0	0	0	0	0	0	0
Grey Plover	21	51	50	73	42	28	52	75	43	33	8	4	30	0	22	6	4	33	18	6	16	15	5	0	0	0	0
Common Ringed Plover	0	0	0	0	0	0	0	0	0	0	0	0	0	0	0	0	0	0	0	0	0	0	0	0	0	0	0
Little Ringed Plover	14	5	6	3	1	0	1	0	0	0	0	1	0	1	0	0	0	1	2	0	0	2	3	0	0	0	0
Kentish Plover	36	23	273	0	1	50	31	15	5	2	14	5	18	8	5	3	1	0	0	0	0	0	0	0	0	0	0
Lesser Sand Plover	1	11	0	4	5	10	38	18	14	5	13	12	9	30	43	34	64	30	13	11	0	0	1	0	0	0	0
Greater Sand Plover	4	386	0	38	42	110	327	90	85	34	52	48	101	88	62	104	137	113	83	96	49	58	37	12	1	0	0
Oriental Plover	0	0	0	0	0	0	3	3	1	1	0	0	0	0	0	0	0	0	0	0	0	0	0	0	0	0	0
Black-tailed Godwit	0	0	1043	1293	1738	1639	1915	1887	1921	1881	1038	700	394	198	107	83	49	39	17	11	12	9	8	0	1	0	6
Bar-tailed Godwit	7	3	2	10	15	9	33	117	91	25	5	2	0	0	0	1	2	2	2	1	2	2	1	0	0	1	1
Little Curlew	0	0	0	0	0	0	0	0	0	0	0	0	0	0	0	0	0	0	0	0	0	0	0	0	0	0	0
Whimbrel	0	1	2	1	0	1	1	4	1	27	42	17	72	33	67	32	39	24	11	20	3	13	17	8	21	19	19
Eurasian Curlew	182	71	82	78	25	24	0	23	12	12	13	9	12	7	11	8	8	13	7	11	0	11	0	2	12	11	14
Far Eastern Curlew	0	0	0	1	2	1	3	4	2	0	0	2	2	1	3	2	1	1	2	1	0	0	0	0	0	0	0

	22-24 Mar	25-27 Mar	28-30 Mar	31-2 Apr	3-5 Apr	6-8 Apr	9-11 Apr	12-14 Apr	15-17 Apr	18-20 Apr	21-23 Apr	24-26 Apr	27-29 Apr	30-2 May	3-5 May	6-8 May	9-11 May	12-14 May	15-17 May	18-20 May	21-23 May	24-26 May	27-29 May	30-1 Jun	2-15 Jun	16-30 Jun	1-15 Jul
Spotted Redshank	20	34	21	184	88	49	119	39	48	266	68	49	67	83	116	105	48	36	5	1	5	1	1	0	0	0	0
Common Redshank	50	48	9	115	126	198	274	285	157	365	214	199	293	102	263	370	159	194	74	21	37	17	17	13	16	0	22
Marsh Sandpiper	0	318	22	134	38	180	747	237	309	760	90	81	66	36	26	16	11	4	2	0	0	0	0	0	0	0	0
Common Greenshank	409	551	197	465	584	394	320	221	453	346	266	397	605	597	387	368	480	262	79	80	56	0	21	11	0	0	43
Nordmann's Greenshank	1	0	0	7	20	8	6	5	7	4	1	1	3	1	0	1	0	1	2	1	1	1	1	0	1	0	0
Green Sandpiper	0	0	0	0	0	0	0	0	0	0	0	0	0	0	0	0	0	0	0	0	0	0	0	0	0	0	0
Wood Sandpiper	0	1	1	8	4	19	62	41	14	0	3	33	0	0	0	1	0	0	0	0	0	0	0	0	0	0	0
Terek Sandpiper	0	82	100	41	218	73	164	167	134	184	123	86	107	57	127	67	79	108	77	105	83	41	118	82	0	0	0
Common Sandpiper	16	2	1	1	0	2	5	3	1	12	1	2	7	0	2	1	1	0	0	0	0	0	0	0	0	0	0
Grey-tailed Tattler	0	0	0	0	0	2	1	0	1	1	6	7	3	2	17	3	1	12	1	15	2	0	0	5	0	0	0
Ruddy Turnstone	0	0	0	0	1	0	3	5	1	3	4	2	6	0	7	6	4	4	1	1	0	0	0	0	0	0	0
Red-necked Phalarope	0	0	0	0	0	0	0	0	1	0	0	2	0	0	1	0	1	0	0	0	0	0	0	0	0	0	0
Pintail/Swinhoe's Snipe	0	0	0	0	0	0	0	0	0	0	0	0	0	0	0	0	0	0	0	0	0	0	0	0	0	0	0
Common Snipe	0	0	0	1	1	1	1	1	0	0	0	0	0	0	0	0	0	0	0	0	0	0	0	0	0	0	0
Long-billed Dowitcher	0	0	0	0	0	0	0	0	0	0	0	1	0	1	0	0	0	0	0	0	0	0	0	0	0	0	0
Asian Dowitcher	0	0	0	1	2	2	12	11	3	7	5	4	22	41	46	6	9	0	0	1	1	0	0	0	0	0	0
Red Knot	2	6	4	5	5	0	3	7	3	8	2	1	7	11	24	20	76	71	14	17	1	0	0	0	0	0	0
Great Knot	9	14	14	52	80	32	27	94	42	16	6	5	0	0	8	2	1	3	4	5	1	0	0	0	1	0	0
Sanderling	0	0	0	2	2	0	0	0	0	0	1	0	0	0	0	0	0	0	0	0	0	0	0	0	0	0	0
Red-necked Stint	3	2	67	58	49	1040	1670	1770	467	135	307	163	42	1086	1048	538	343	143	35	88	9	1	6	0	0	0	0
Little Stint	0	0	0	0	0	0	0	0	0	0	3	2	0	0	2	0	0	0	0	0	0	0	0	0	0	0	0
Temminck's Stint	0	2	1	2	0	0	0	0	0	0	0	0	0	0	0	0	0	0	0	0	0	0	0	0	0	0	0
Long-toed Stint	0	0	0	1	3	1	0	0	0	0	0	5	1	0	0	0	0	0	0	0	0	0	0	0	0	0	0

	22-24 Mar	25-27 Mar	28-30 Mar	31-2 Apr	3-5 Apr	6-8 Apr	9-11 Apr	12-14 Apr	15-17 Apr	18-20 Apr	21-23 Apr	24-26 Apr	27-29 Apr	30-2 May	3-5 May	6-8 May	9-11 May	12-14 May	15-17 May	18-20 May	21-23 May	24-26 May	27-29 May	30-1 Jun	2-15 Jun	16-30 Jun	1-15 Jul
Pectoral Sandpiper	0	0	0	0	0	0	0	0	0	0	0	0	0	0	0	0	0	0	0	0	0	0	0	0	0	0	0
Sharp-tailed Sandpiper	0	0	1	1	2	2	1	27	42	84	68	17	22	7	56	92	197	119	22	10	0	0	0	0	0	0	0
Dunlin	1	2	0	0	0	0	0	0	1	0	0	0	0	0	0	0	0	0	0	0	0	0	0	0	0	0	0
Curlew Sandpiper	316	5440	1279	520	2489	3500	4270	4410	2179	1860	1285	207	684	120	590	125	39	6	15	3	0	1	0	0	0	0	0
Spoon-billed Sandpiper	0	0	0	0	0	0	2	1	0	1	0	0	0	0	0	0	0	0	0	0	0	0	0	0	0	0	0
Broad-billed Sandpiper	2	7	19	24	42	20	127	97	8	4	33	16	8	32	18	18	38	12	6	5	0	0	0	0	0	0	0
Ruff	0	0	0	0	1	0	1	0	1	1	0	0	0	0	0	0	0	0	0	0	0	0	0	0	0	0	0
Small wader sp.	0	0	0	0	0	0	0	0	0	0	0	0	0	0	0	0	0	0	0	0	0	0	0	0	0	0	0
Large <i>tringa</i> sp.	0	0	0	0	0	0	0	0	0	0	0	0	0	0	0	0	0	0	0	0	0	0	0	0	0	0	0
Total:	1,098	7,187	3,356	3,318	5,774	7,419	10,361	9,854	6,112	6,096	3,677	2,088	2,600	2,554	3,065	2,032	1,802	1,244	500	512	285	183	245	141	60	31	105

Appendix 4

Figure 1. Total number of shorebirds recorded at Mai Po Inner Deep Bay, autumn 2012

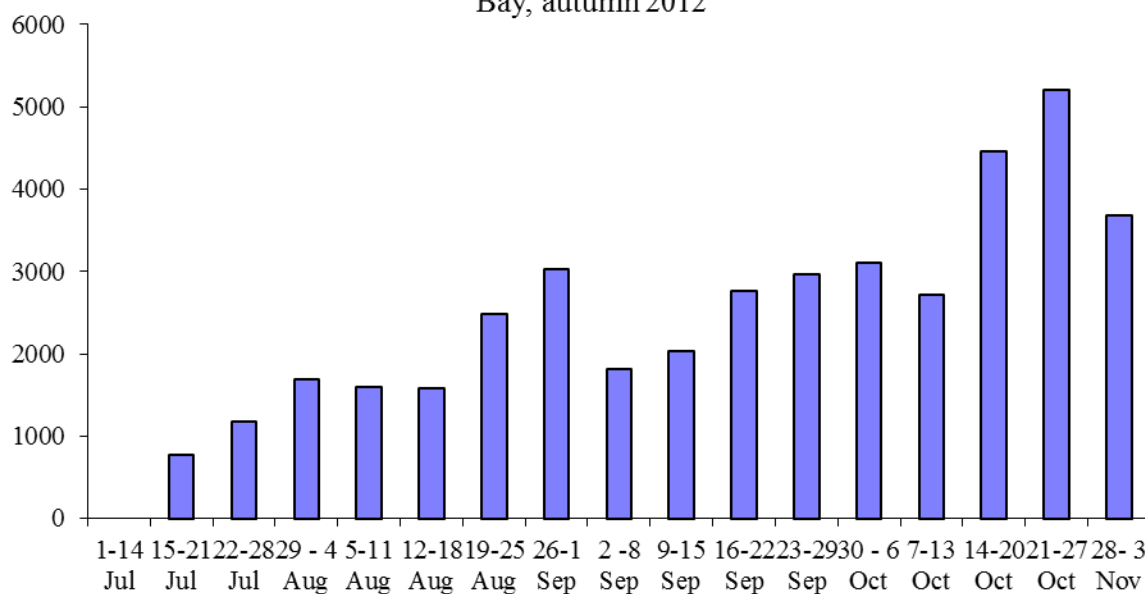


Figure 2. Counts of Black-winged Stilt at Mai Po Inner Deep Bay Ramsar Site, autumn 2012

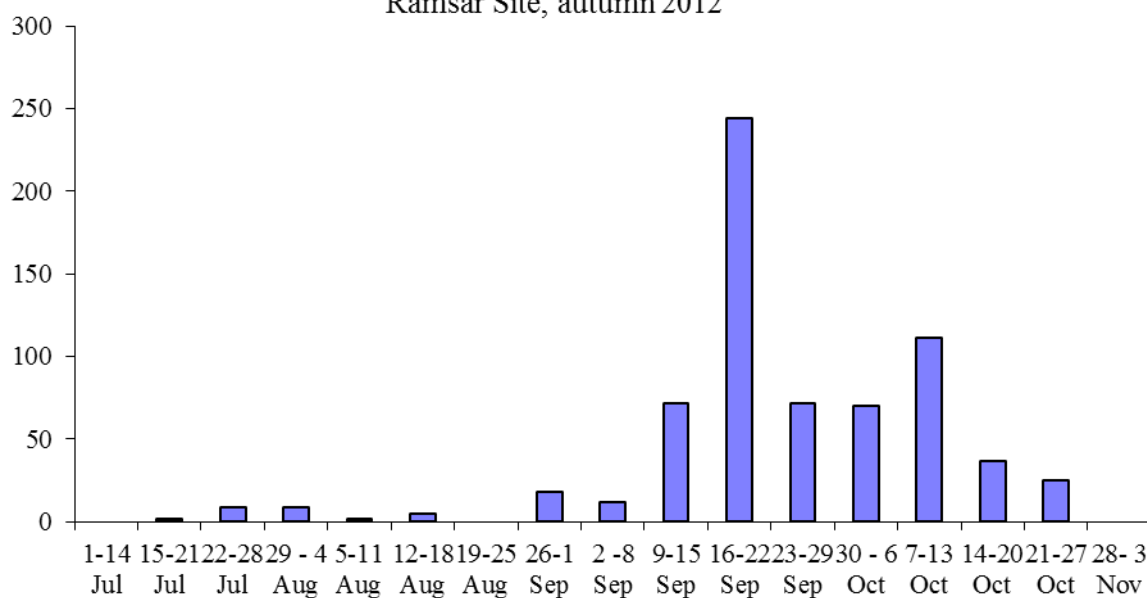


Figure 3. Counts of Pacific Golden Plover at Mai Po Inner Deep Bay Ramsar Site, autumn 2012

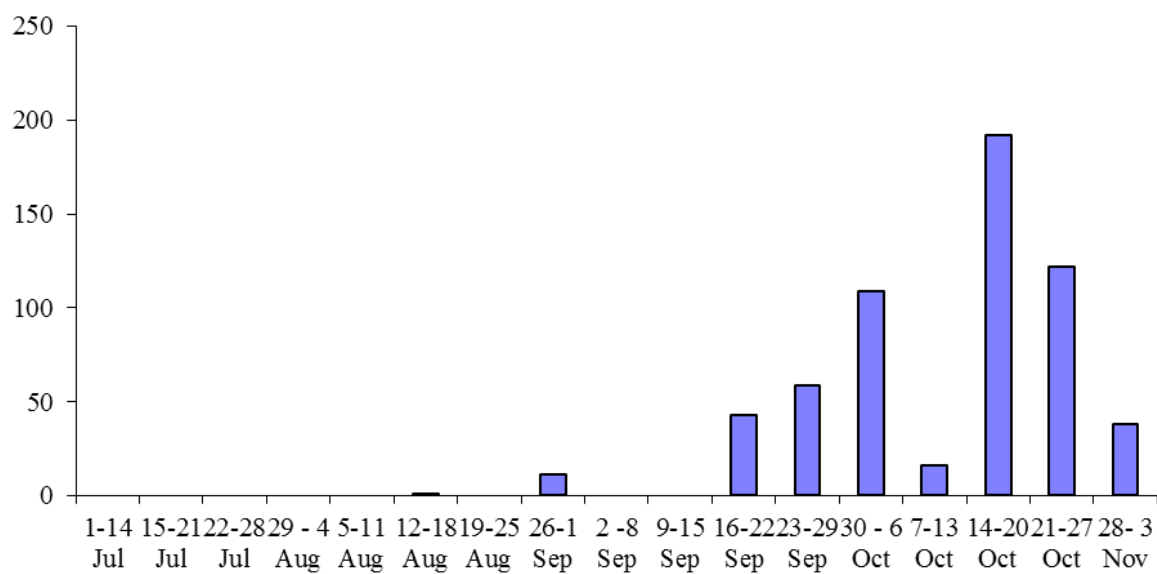


Figure 4. Counts of Kentish Plover at Mai Inner Deep Bay Ramsar Site, autumn 2012

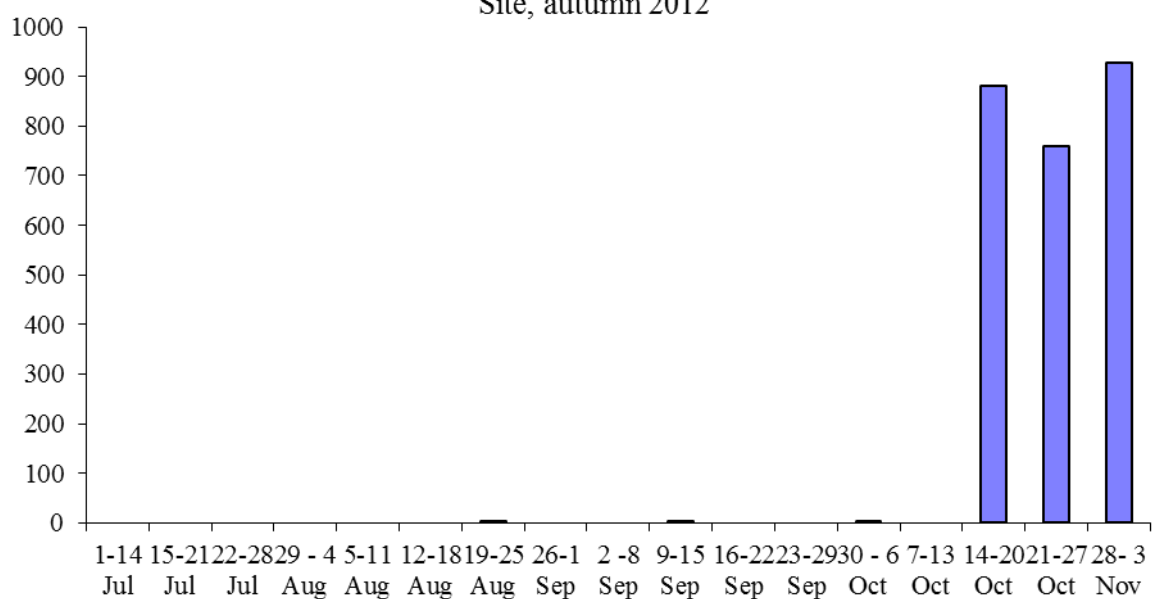


Figure 5. Counts of Grey Plover at Mai Po Inner Deep Bay Ramsar Site, autumn 2012

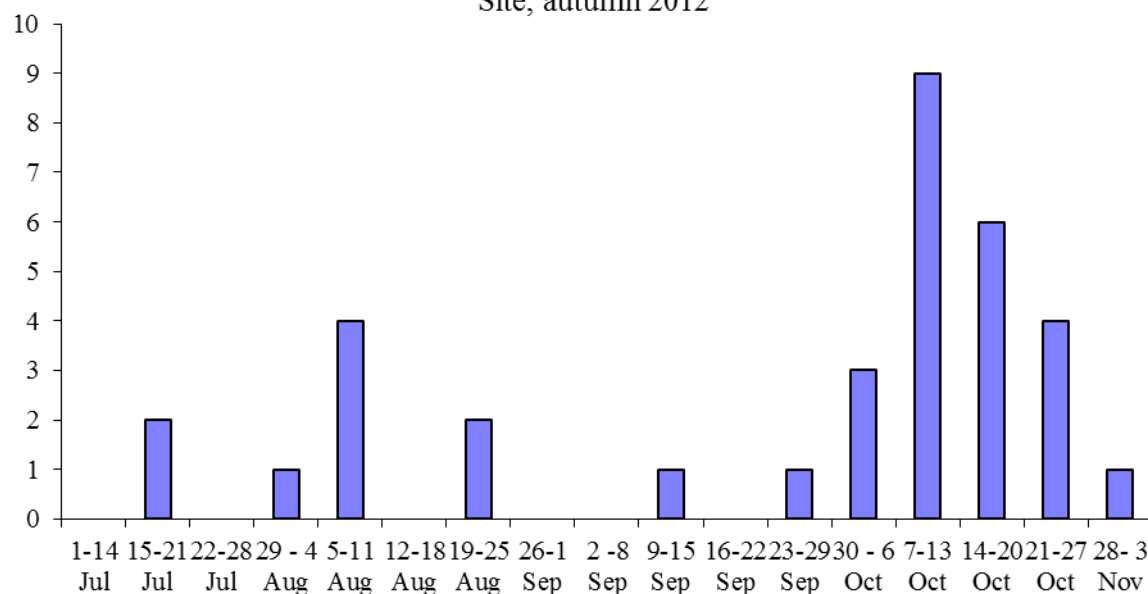


Figure 6. Counts of Lesser Sand Plover at Mai Po Inner Deep Bay Ramsar Site, autumn 2012

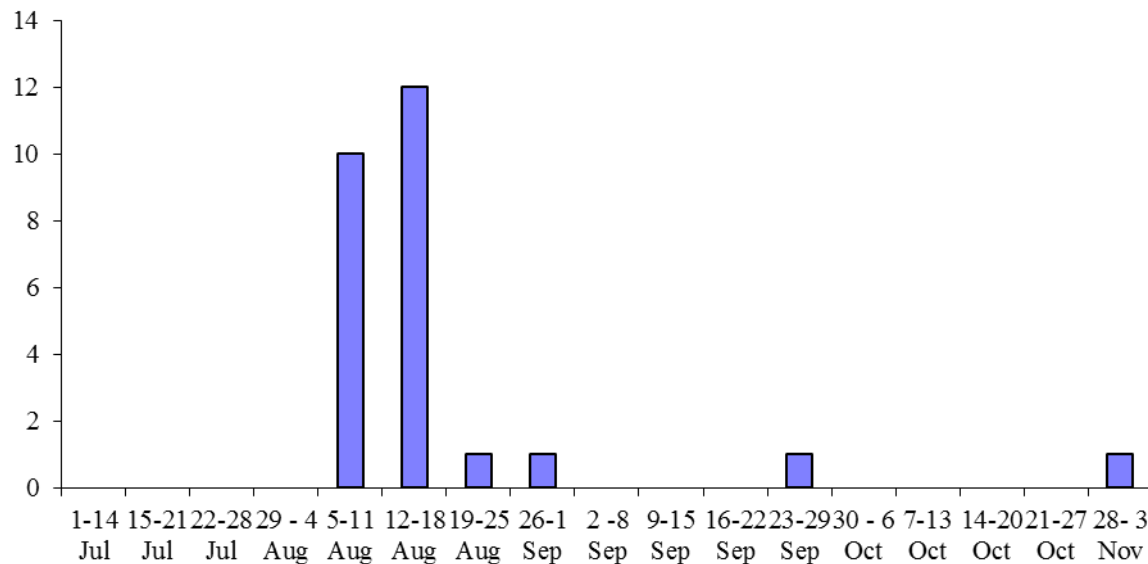


Figure 7. Counts of Greater Sand Plover at Mai Po Inner Deep Bay
Ramsar Site, autumn 2012

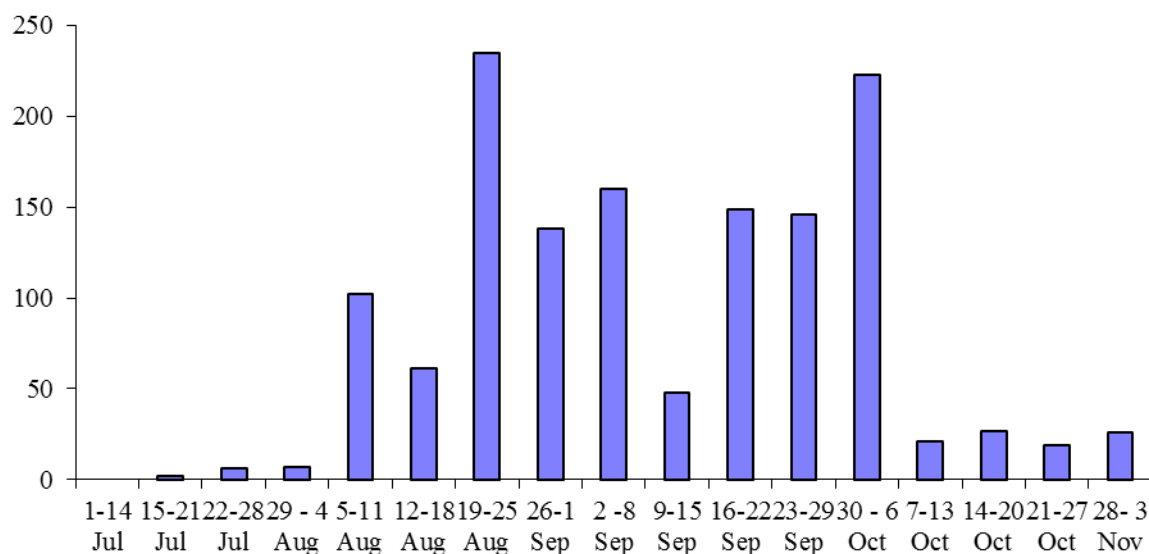


Figure 8. Counts of Black-tailed Godwit at Mai Po Inner Deep Bay
Ramsar Site, autumn 2012

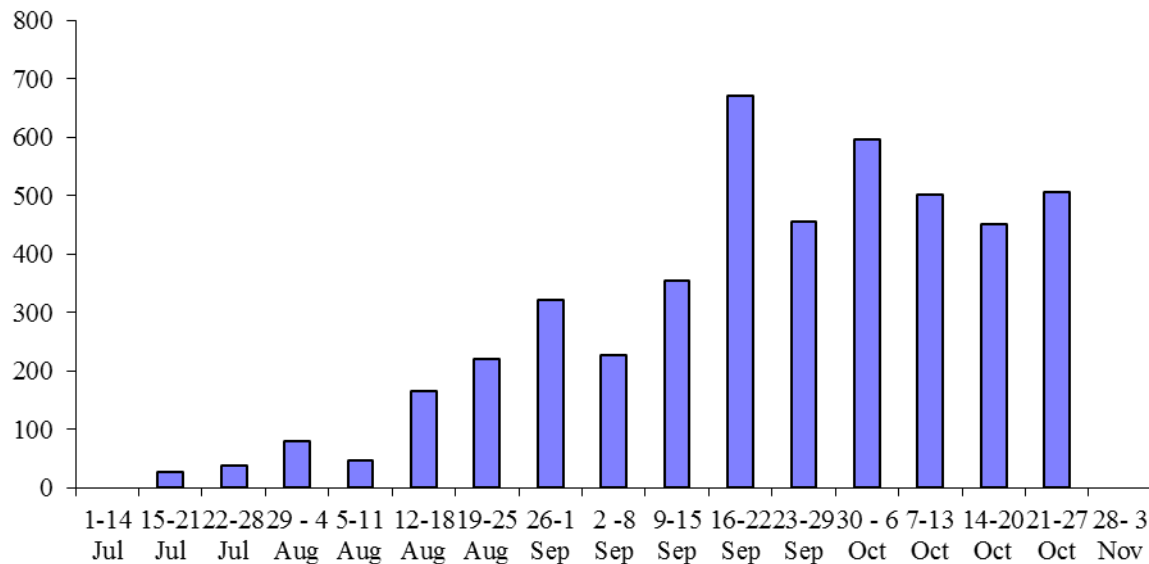


Figure 9. Counts of Bar-tailed Godwit at Mai Po Inner Deep Bay Ramsar Site, autumn 2012

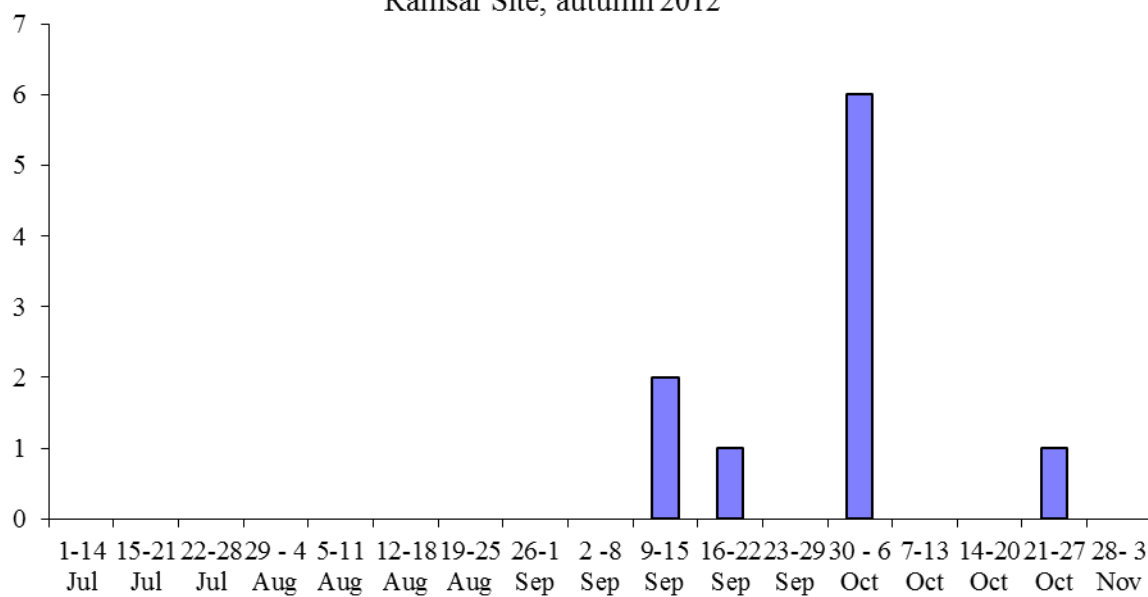


Figure 10. Counts of Whimbrel at Mai Po Inner Deep Bay Ramsar Site, autumn 2012

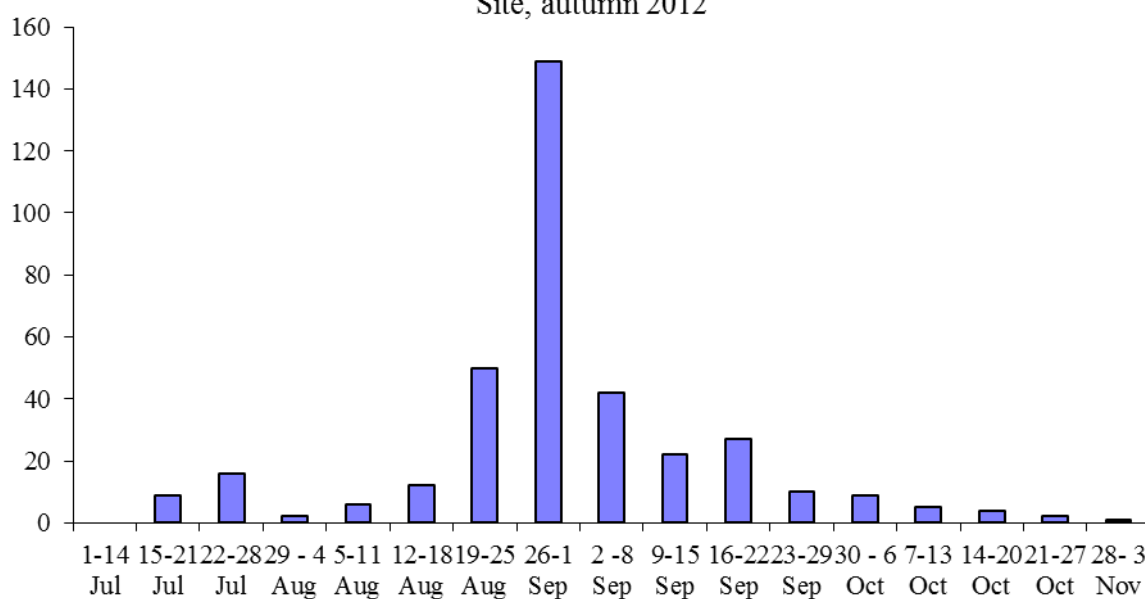


Figure 11. Counts of Eurasian Curlew at Mai Po Inner Deep Bay
Ramsar Site, autumn 2012

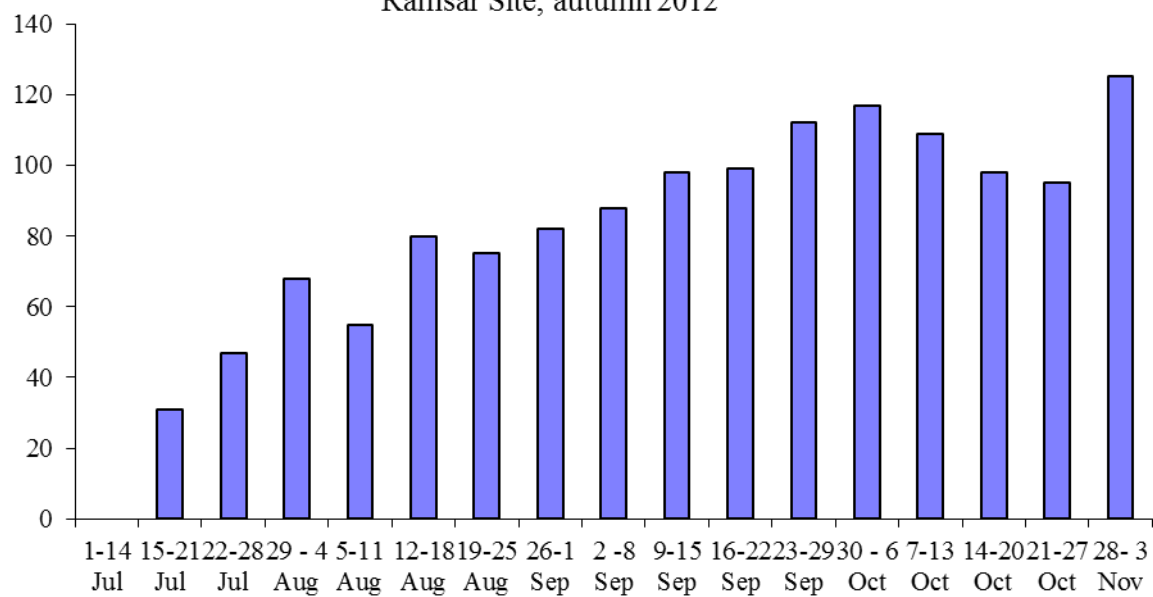


Figure 12. Counts of Spotted Redshank at Mai Po Inner Deep Bay
Ramsar Site, autumn 2012

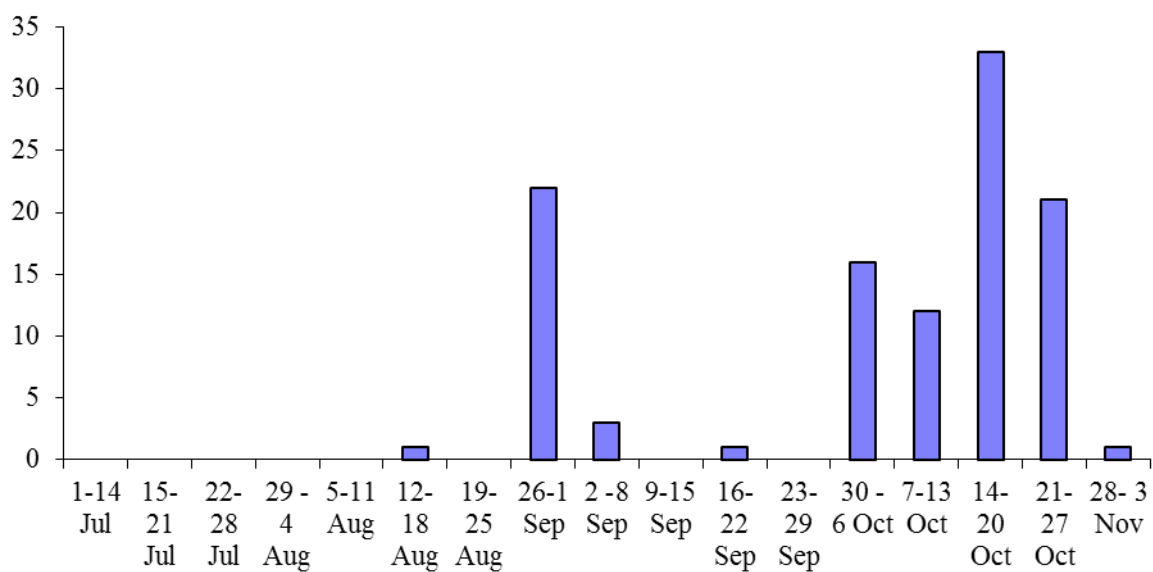


Figure 13. Counts of Common Redshank at Mai Po Inner Deep Bay
Ramsar Site, autumn 2012

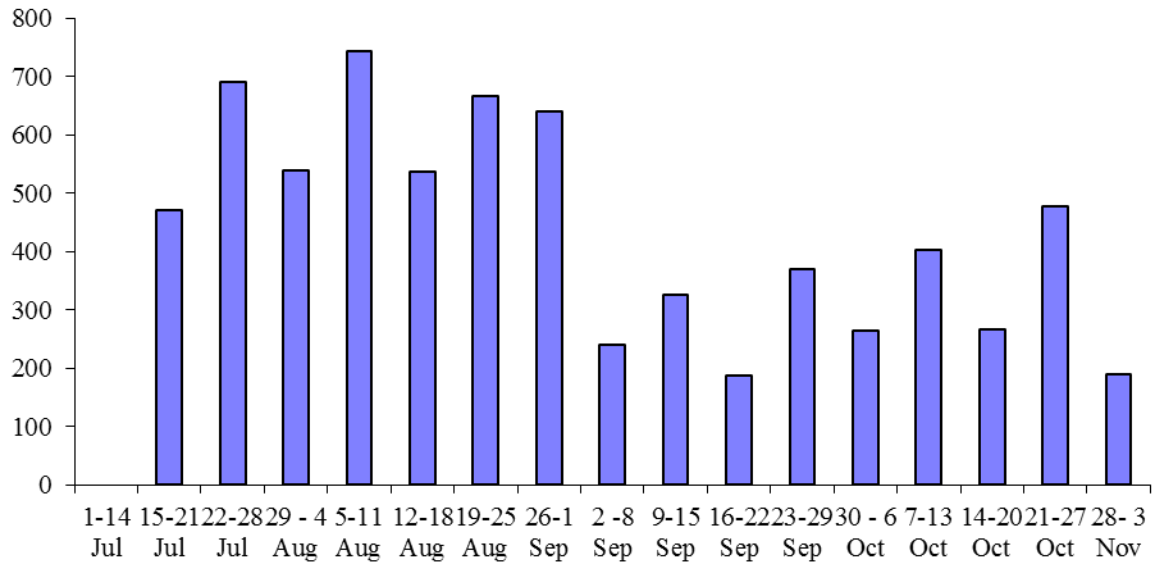


Figure 14. Counts of Marsh Sandpiper at Mai Po Inner Deep Bay
Ramsar Site, autumn 2012

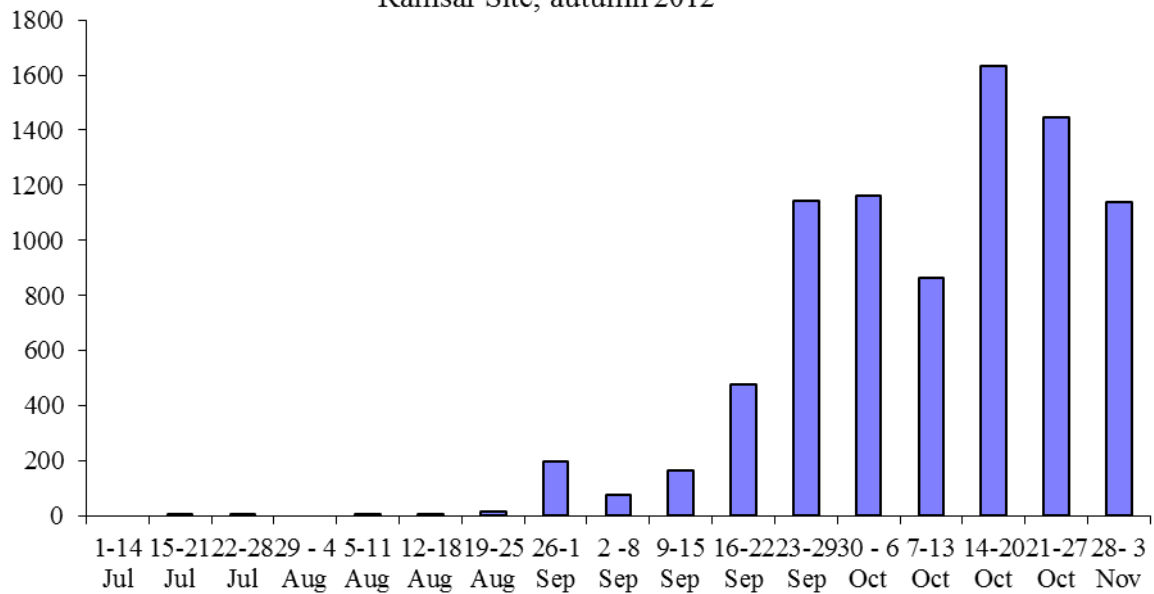


Figure 15. Counts of Common Greenshank at Mai Po Inner Deep Bay
Ramsar Site, autumn 2012

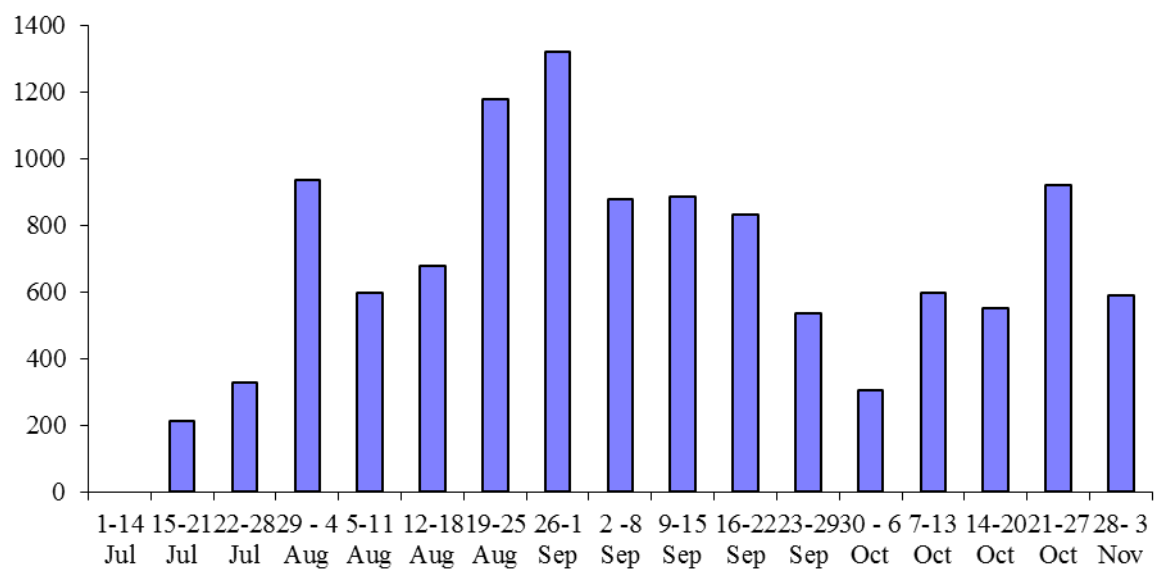


Figure 16. Counts of Wood Sandpiper at Mai Po Inner Deep Bay
Ramsar Site, autumn 2012

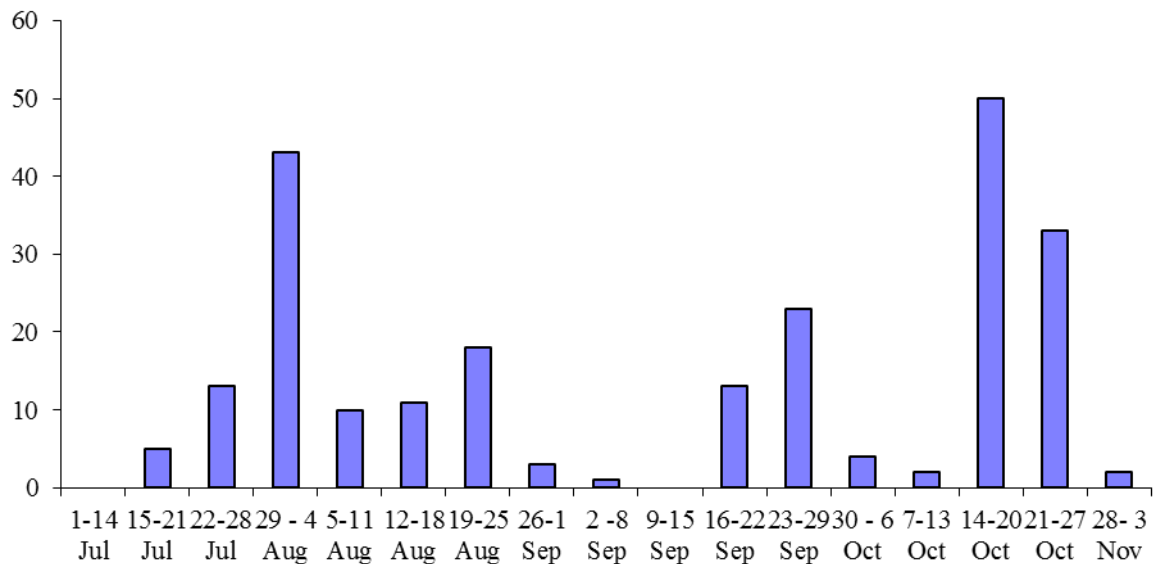


Figure 17. Counts of Great Knot at Mai Po Inner Deep Bay Ramsar Site, autumn 2012

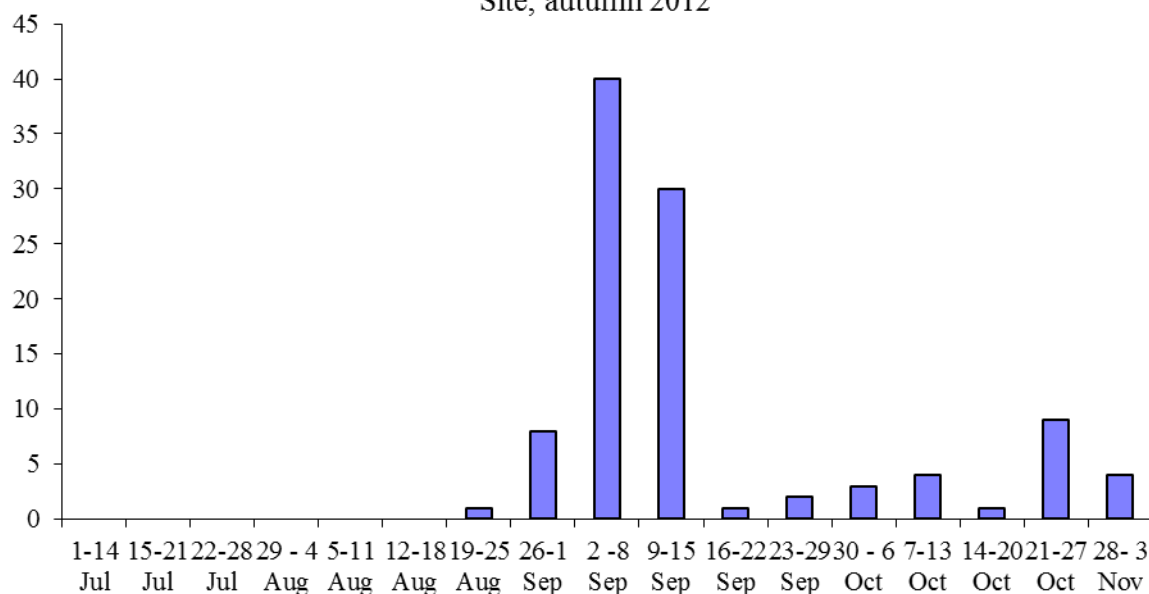


Figure 18. Counts of Red Knot at Mai Po Inner Deep Bay Ramsar Site, autumn 2012

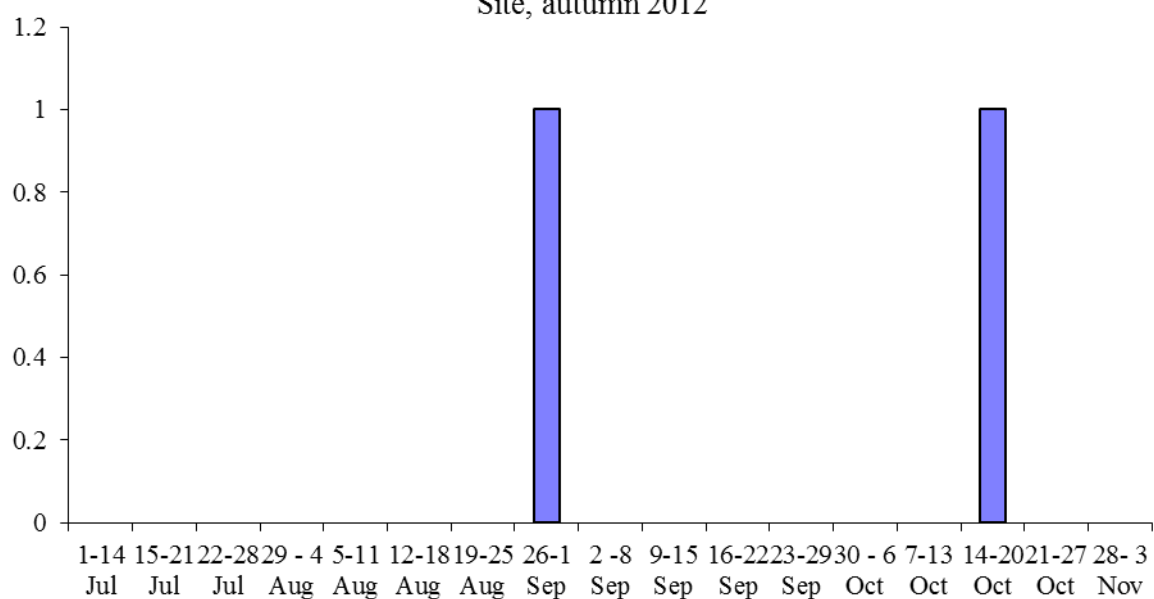


Figure 19. Counts of Broad-billed Sandpiper at Mai Po Inner Deep Bay Ramsar Site, autumn 2012

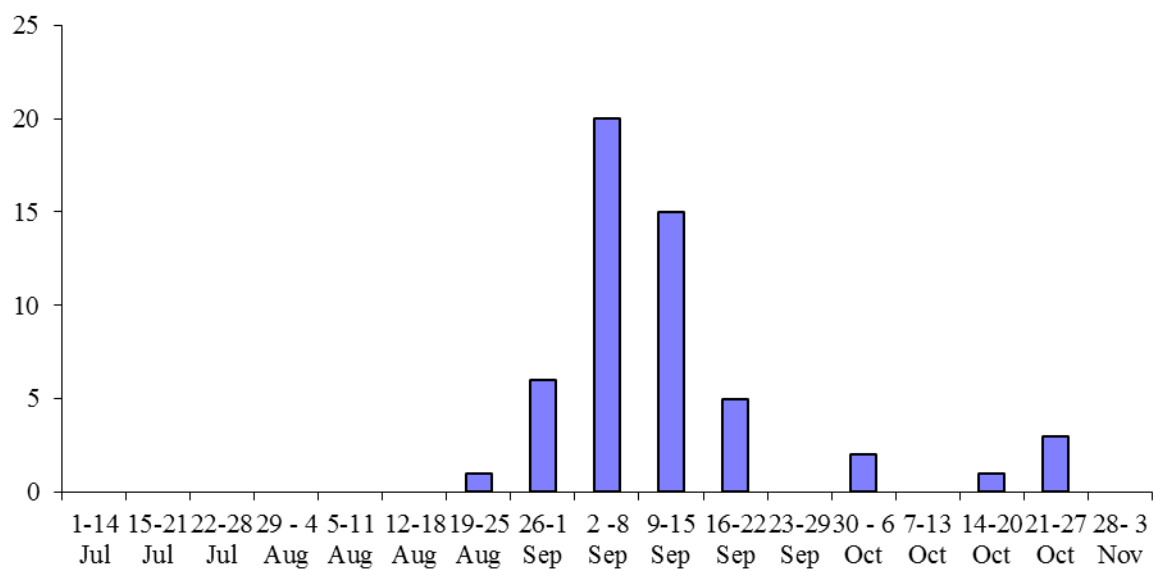


Figure 20. Total number of shorebirds recorded at Mai Po Inner Deep Bay, spring 2013

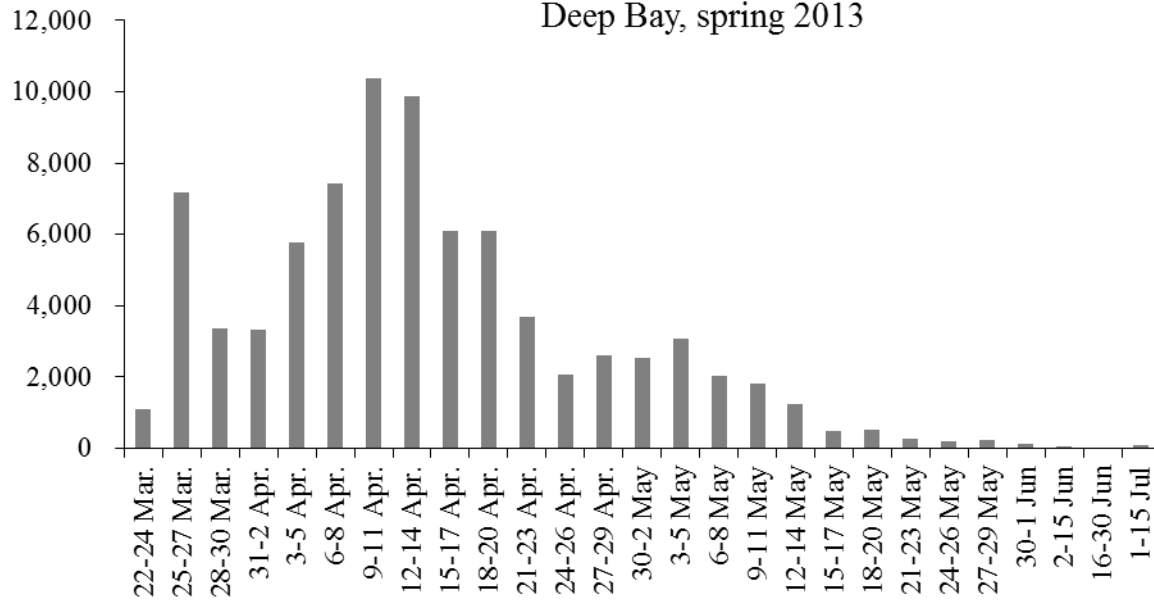


Figure 21. Counts of Pacific Golden Plover at Mai Po Inner Deep Bay Ramsar Site, spring 2013

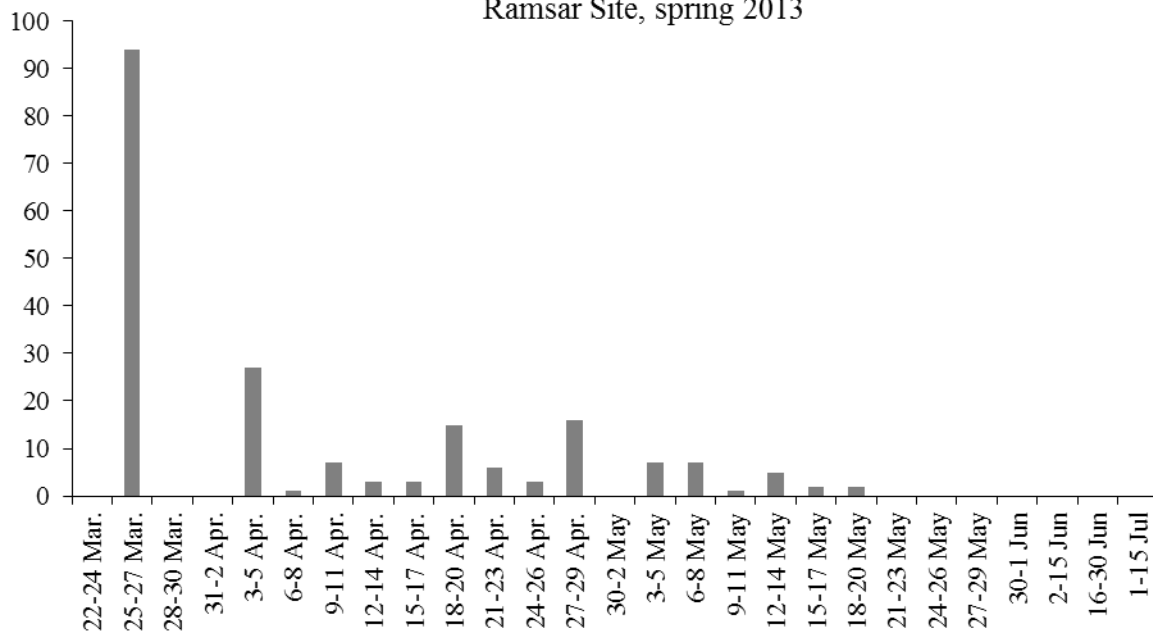


Figure 22. Counts of Lesser Sandplover at Mai Po Inner Deep Bay
Ramsar Site, spring 2013

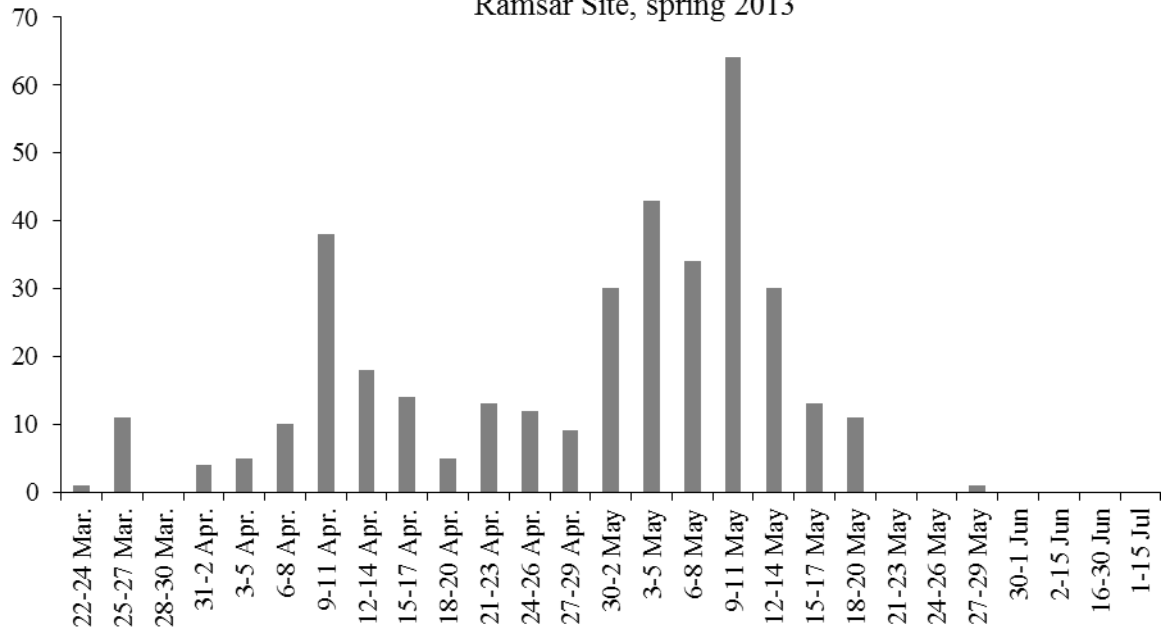


Figure 23. Counts of Greater Sandplover at Mai Po Inner Deep Bay
Ramsar Site, spring 2013

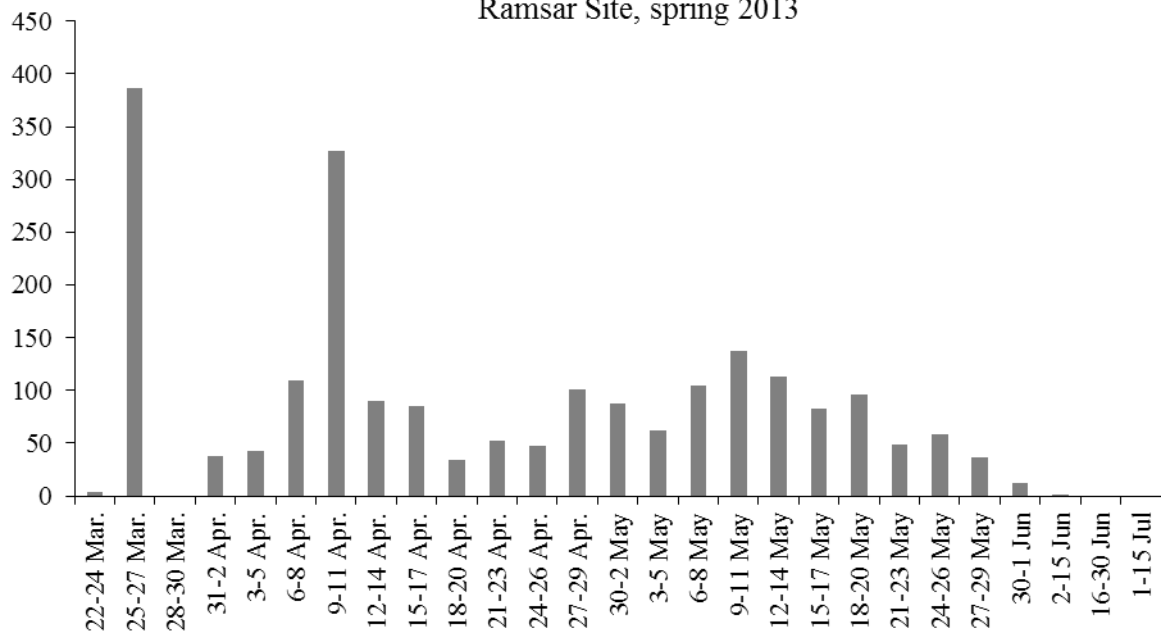


Figure 24. Counts of Black-tailed Godwit at Mai Po Inner Deep Bay
Ramsar Site, spring 2013

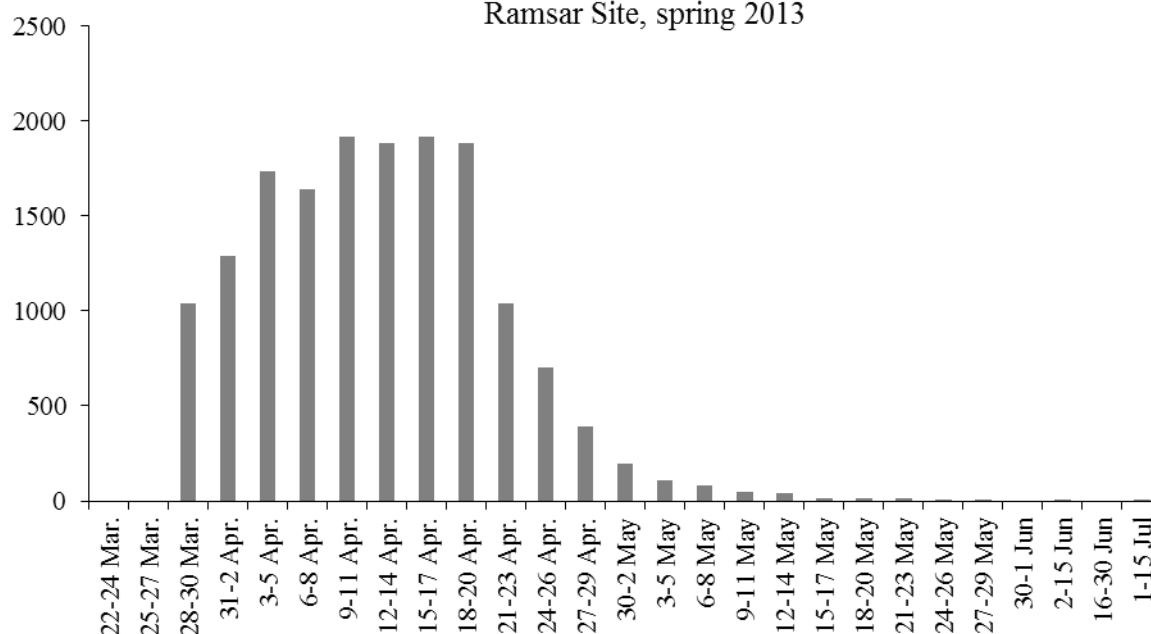


Figure 25. Counts of Spotted Redshank at Mai Po Inner Deep Bay
Ramsar Site, spring 2013

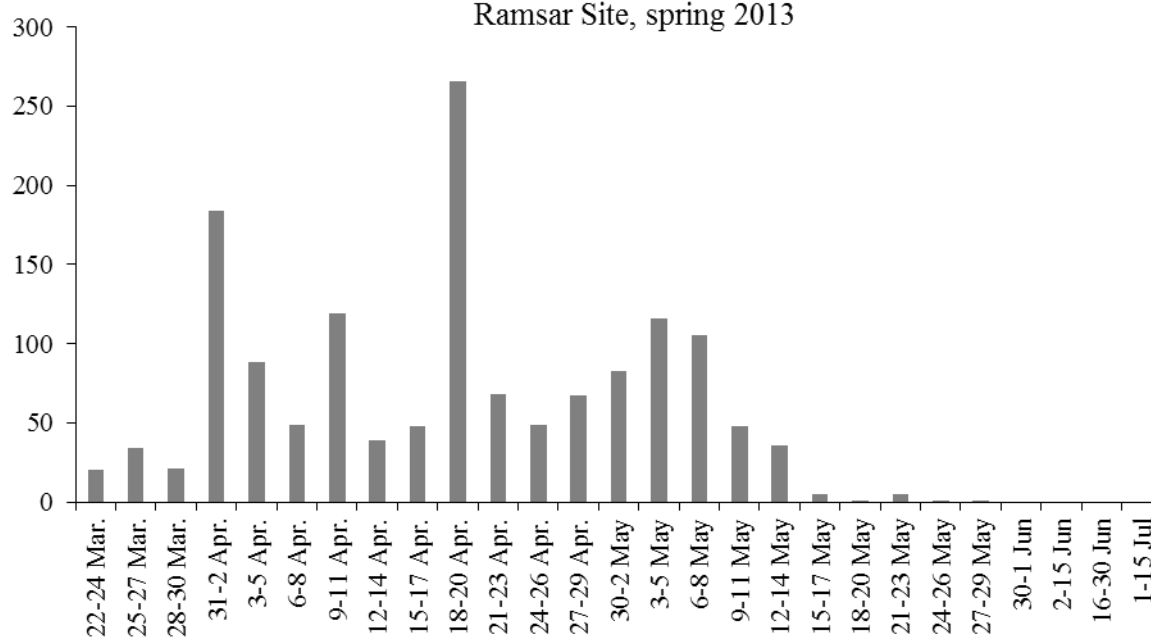


Figure 26. Counts of Common Redshank at Mai Po Inner Deep Bay
Ramsar Site, spring 2013

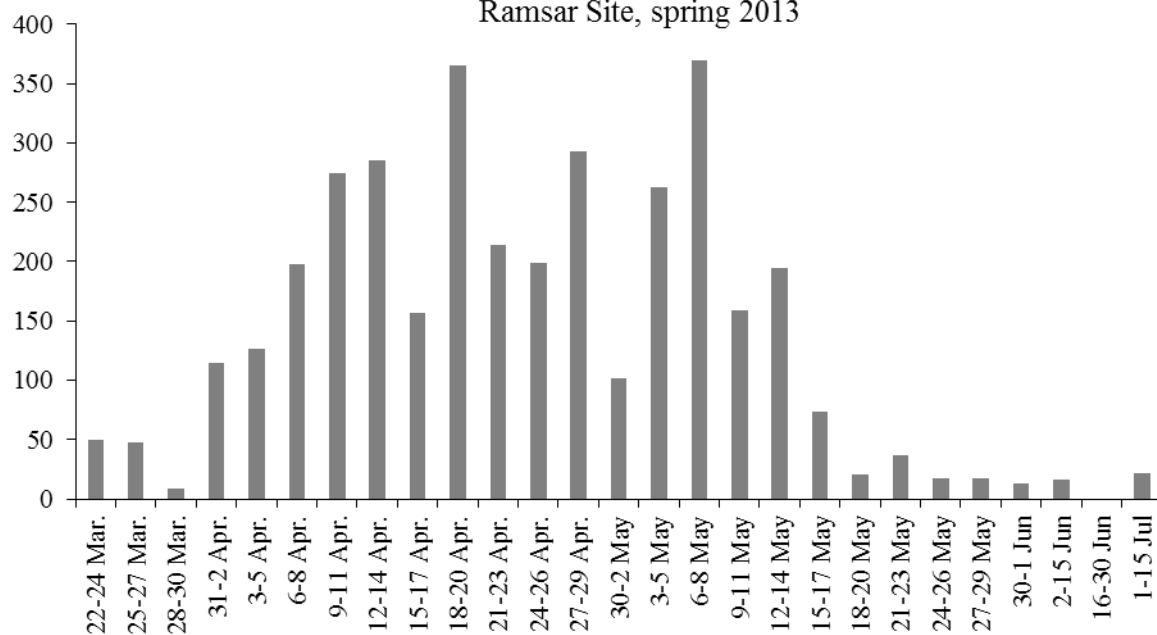


Figure 27. Counts of Marsh Sandpiper at Mai Po Inner Deep Bay
Ramsar Site, spring 2013

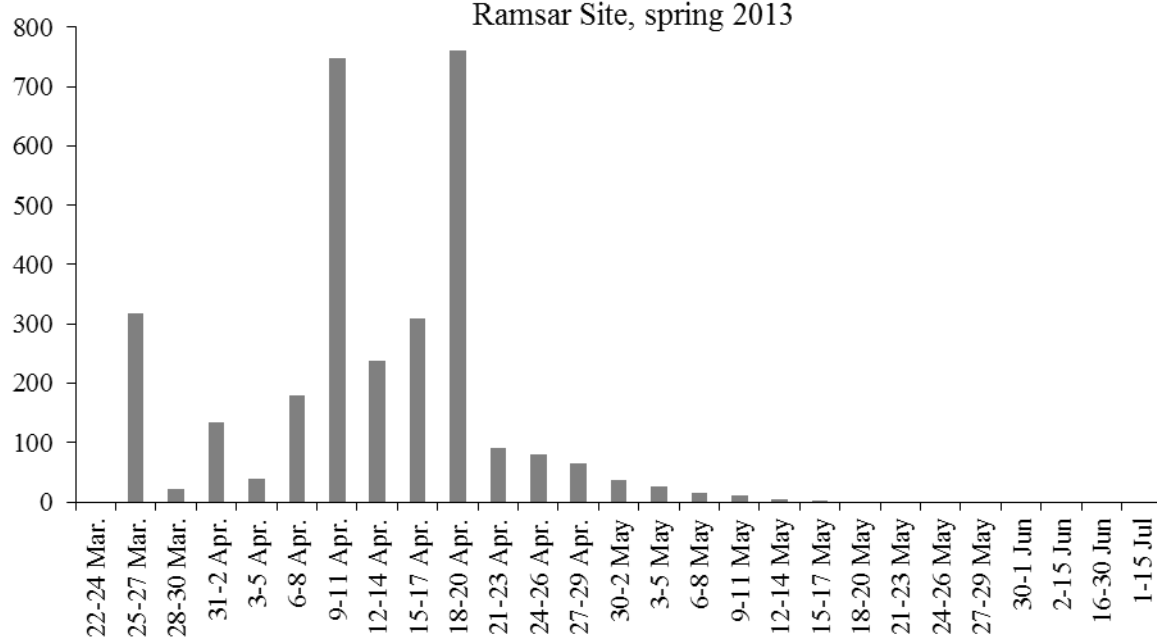


Figure 28. Counts of Common Greenshank at Mai Po Inner Deep Bay
Ramsar Site, spring 2013

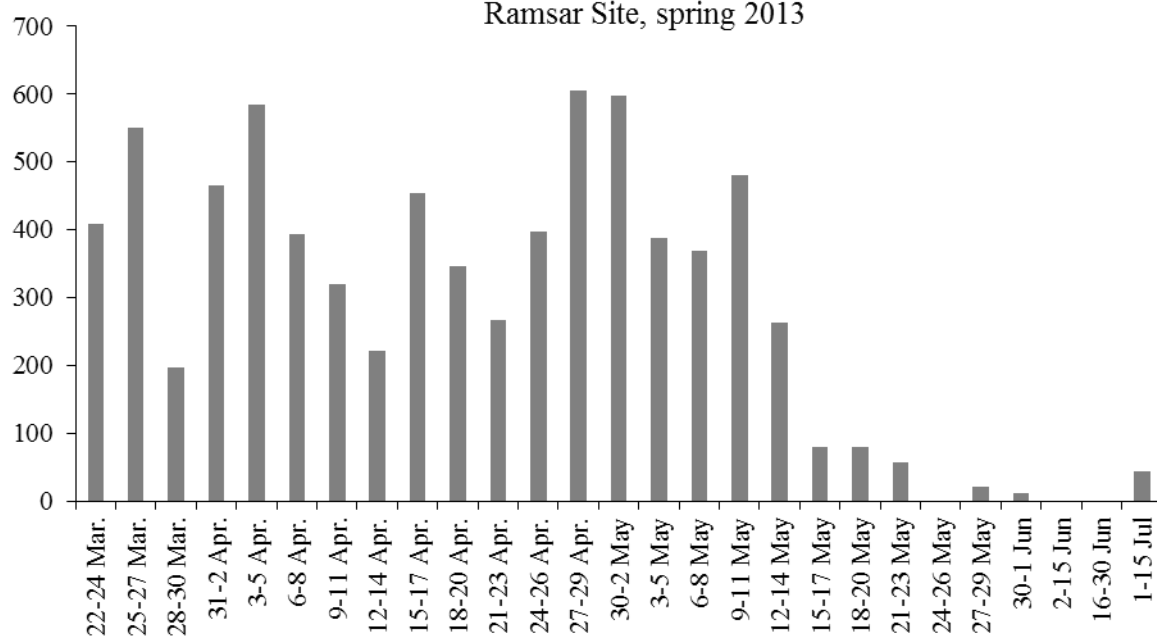


Figure 29. Counts of Terek Sandpiper at Mai Po Inner Deep Bay
Ramsar Site, spring 2013

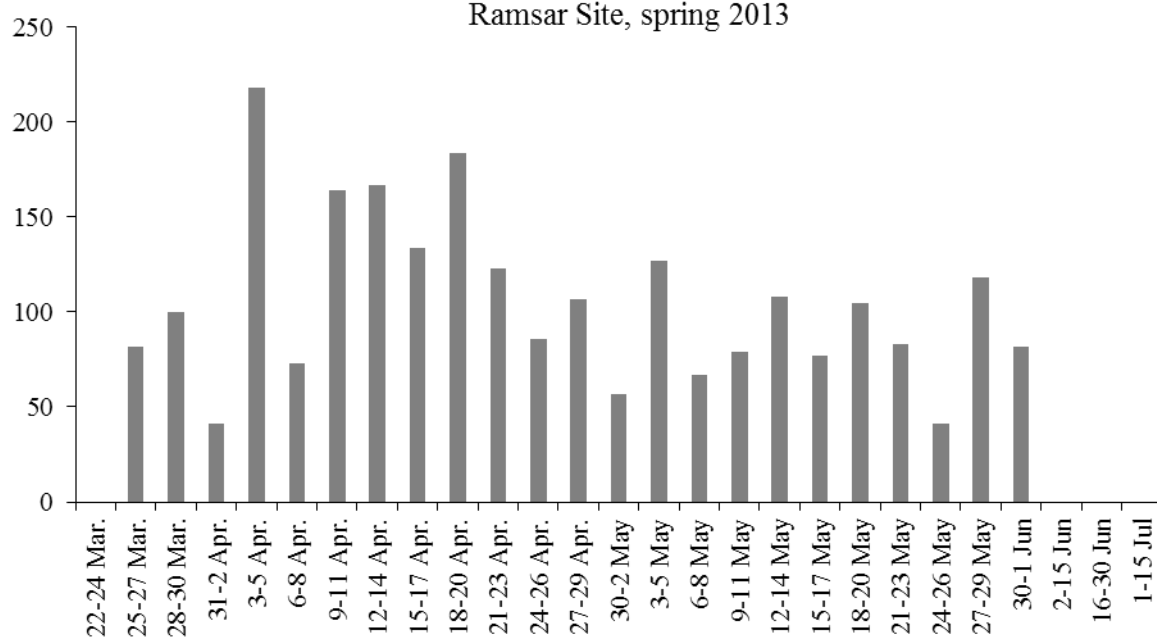


Figure 30. Counts of Grey-tailed Tattler at Mai Po Inner Deep Bay
Ramsar Site, spring 2013

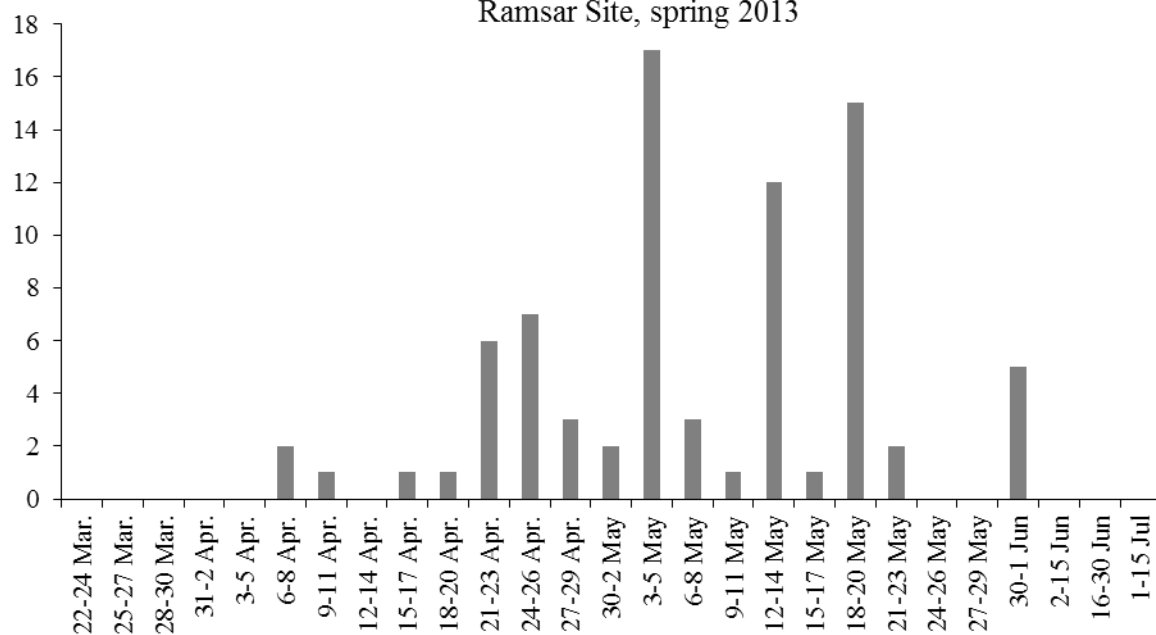


Figure 31. Counts of Ruddy Turnstone at Mai Po Inner Deep Bay
Ramsar Site, spring 2013

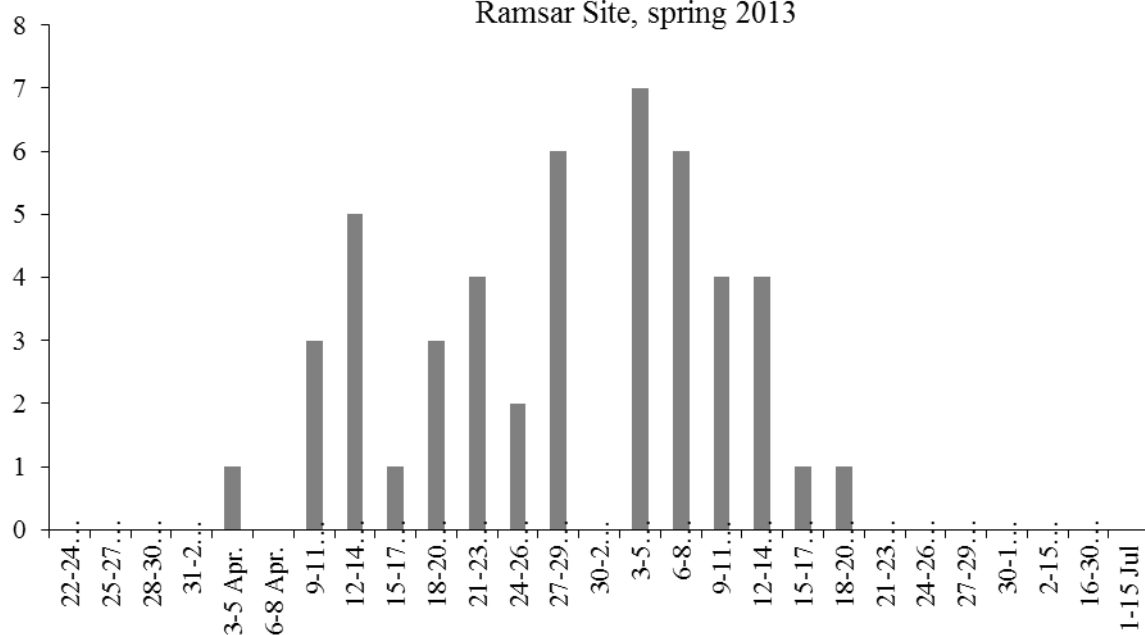


Figure 32. Counts of Asian Dowitcher at Mai Po Inner Deep Bay
Ramsar Site, spring 2013

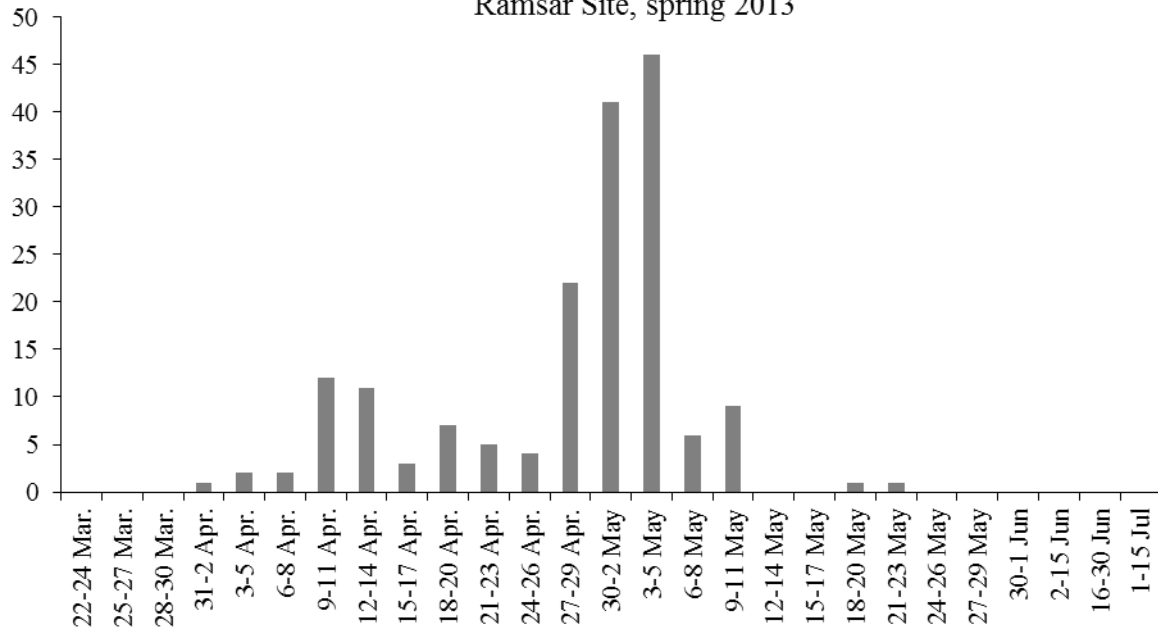


Figure 33. Counts of Red Knot at Mai Po Inner Deep Bay Ramsar
Site, spring 2013

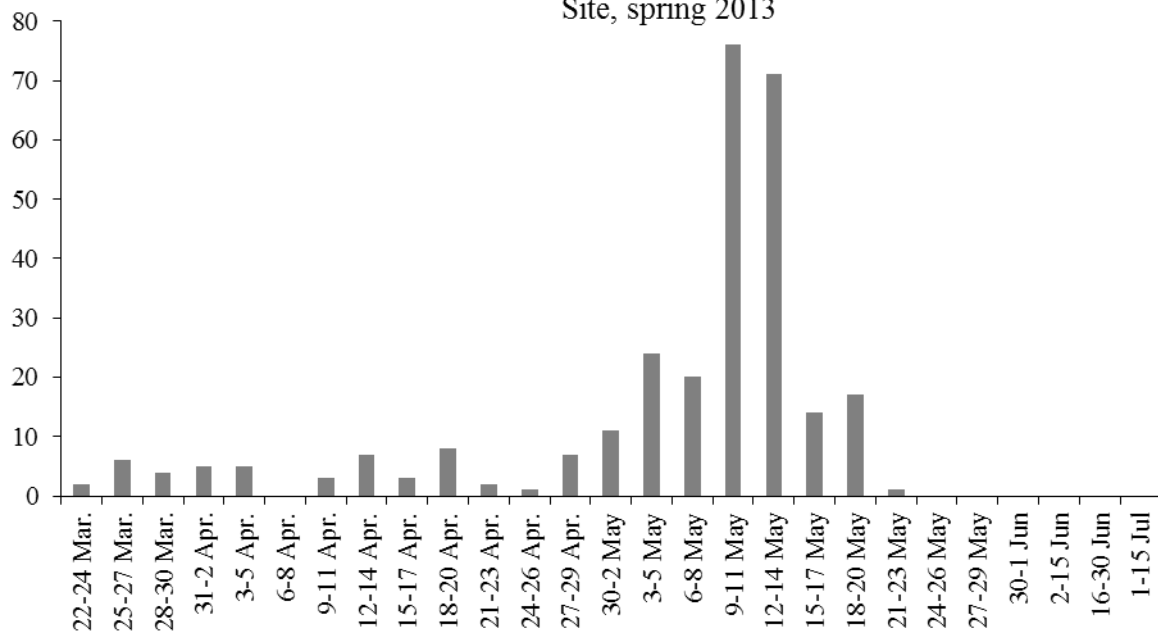


Figure 34. Counts of Great Knot at Mai Po Inner Deep Bay Ramsar Site, spring 2013

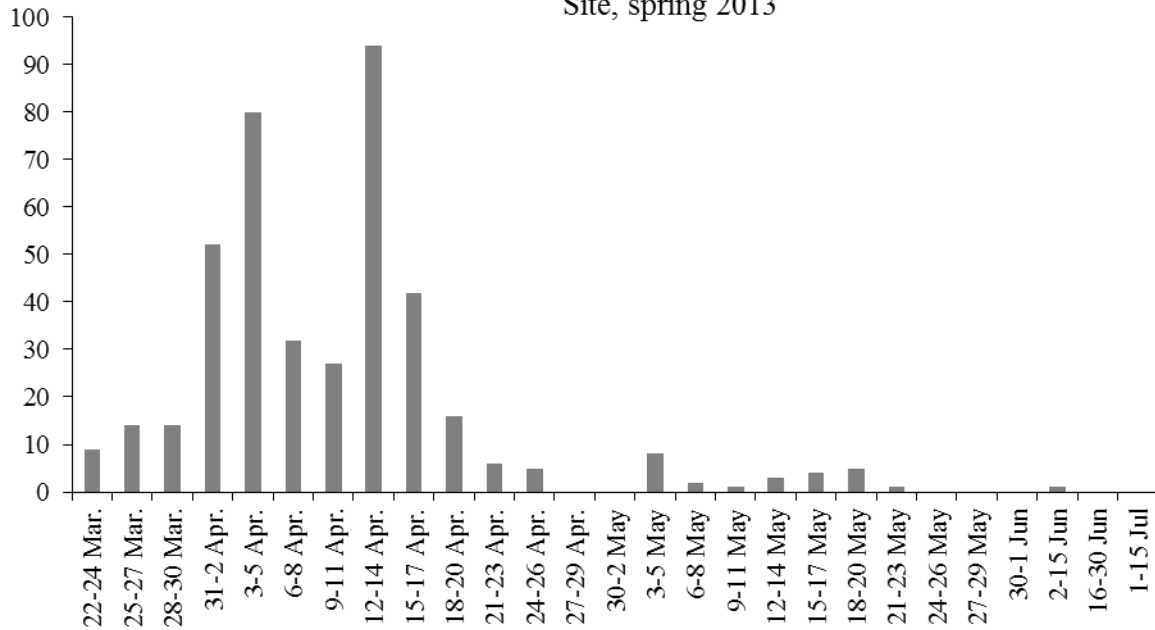


Figure 35. Counts of Red-necked Stint at Mai Po Inner Deep Bay Ramsar Site, spring 2013

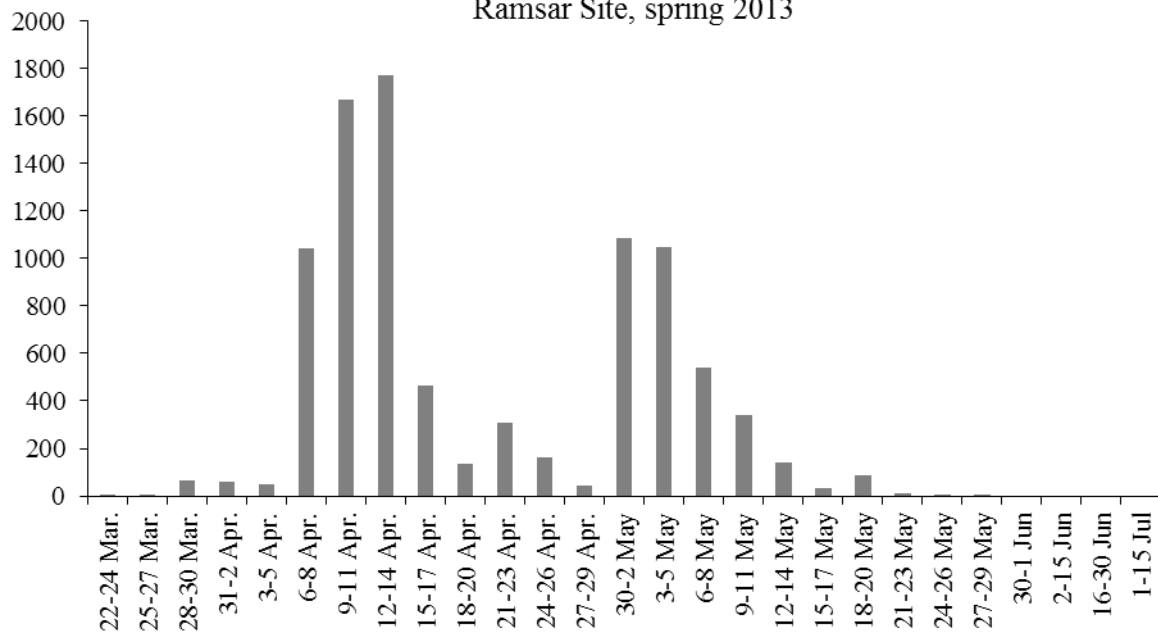


Figure 36. Counts of Sharp-tailed Sandpiper at Mai Po Inner Deep Bay Ramsar Site, spring 2013

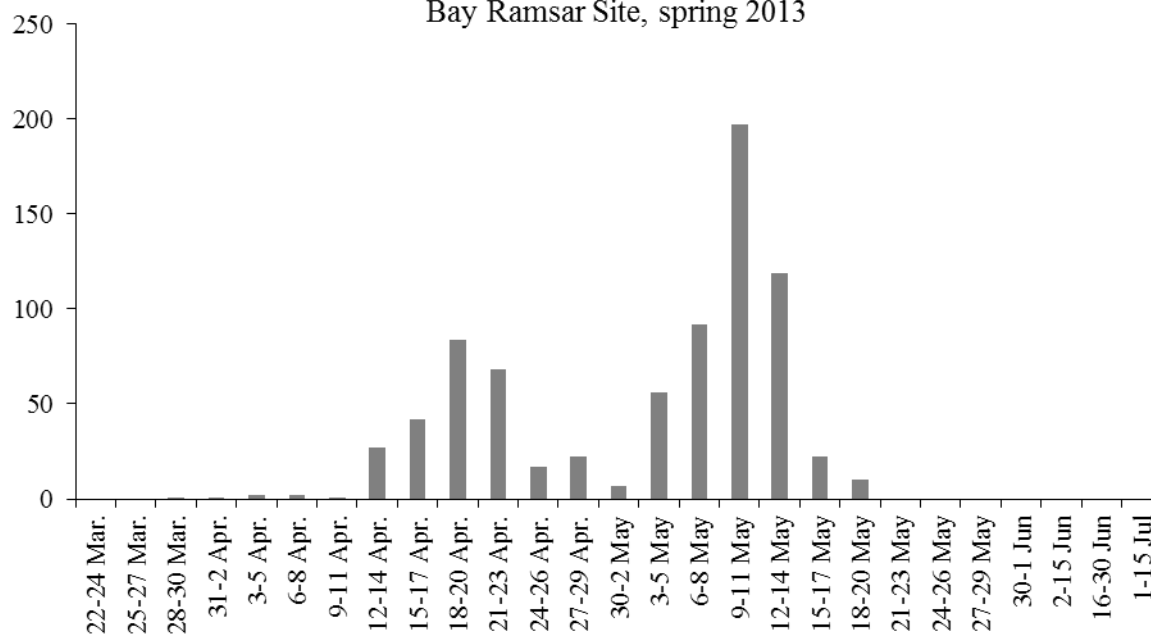


Figure 37. Counts of Curlew Sandpiper at Mai Po Inner Deep Bay Ramsar Site, spring 2013

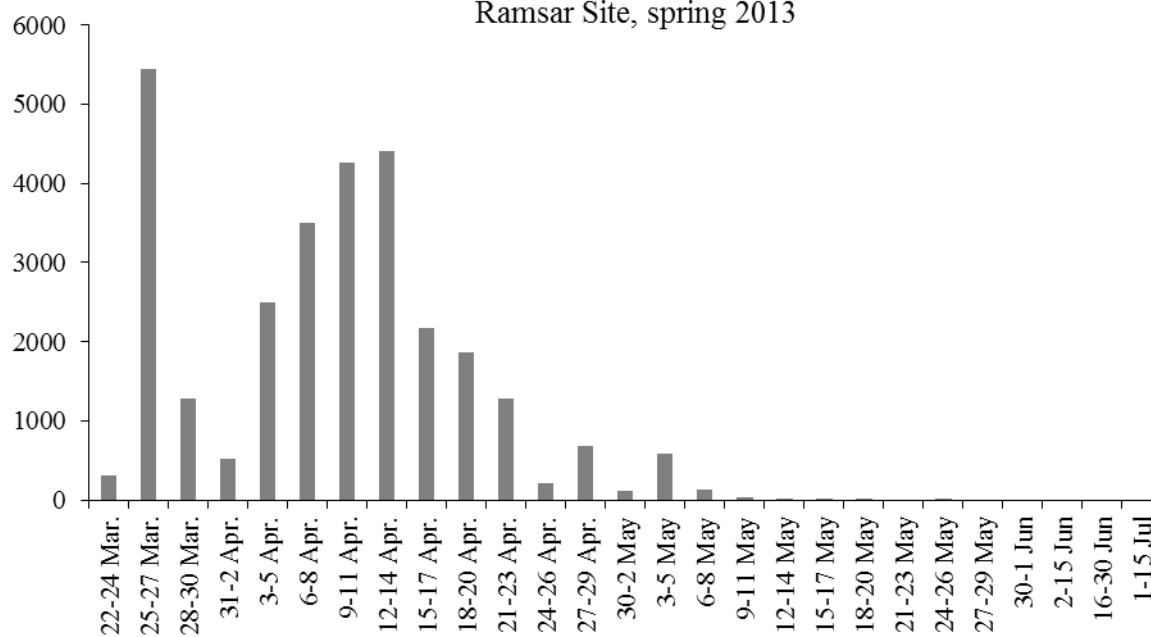
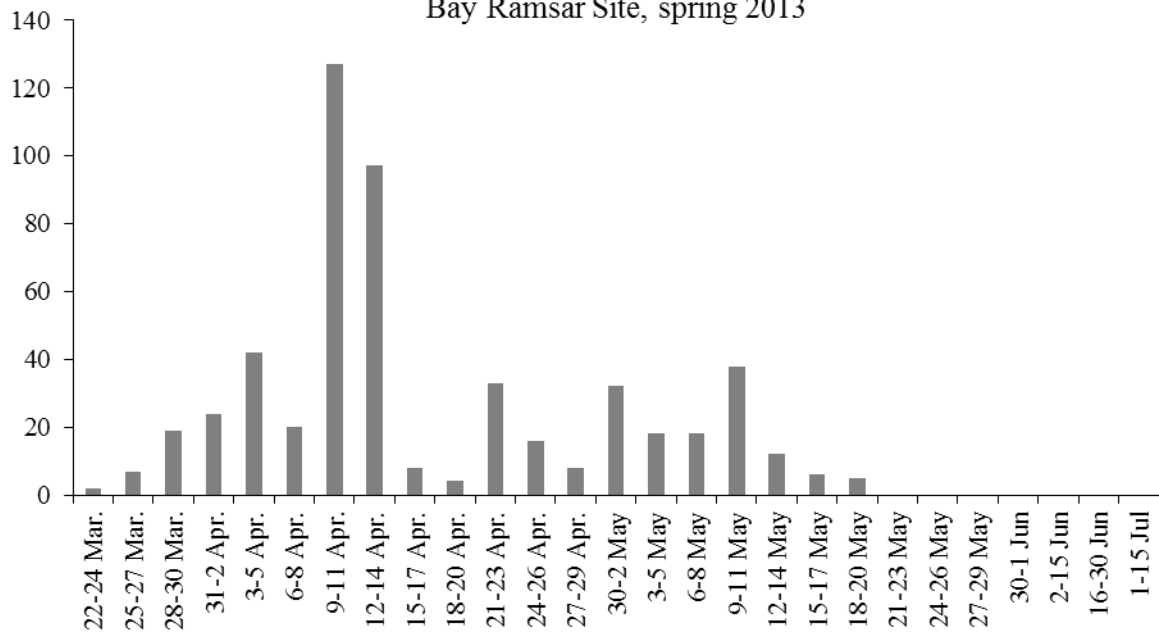


Figure 38. Counts of Broad-billed Sandpiper at Mai Po Inner Deep Bay Ramsar Site, spring 2013



Appendix 5: Records of leg-flagged shorebirds in autumn 2012 and spring 2013

Date	Observer	Species	Breeding plumage	Right Leg				Left Leg				Ringed Location
				Colour	Position	Colour	Position	Colour	Position	Colour	Position	
18-Jul-12	YYT	Common Greenshank	Not noted	White	Above	Yellow	Below					Hong Kong, China
18-Jul-12	YYT	Common Greenshank	Not noted	White	Above	Yellow	Below					Hong Kong, China
18-Jul-12	YYT	Common Redshank	Not noted	White	Above	Yellow	Below					Hong Kong, China
18-Jul-12	YYT	Common Redshank	Not noted	White	Above	Yellow	Below					Hong Kong, China
18-Jul-12	YYT	Common Redshank	Not noted	White	Above	Yellow	Below					Hong Kong, China
18-Jul-12	YYT	Common Redshank	Not noted	White	Above	Yellow	Below					Hong Kong, China
18-Jul-12	YYT	Common Redshank	Not noted	White	Above	Yellow	Below					Hong Kong, China
18-Jul-12	YYT	Common Redshank	Not noted	White	Above	Yellow	Below					Hong Kong, China
23-Jul-12	YHK	Common Greenshank	Not noted	White	Above	Yellow	Below					Hong Kong, China
23-Jul-12	YHK	Common Redshank	Not noted	White	Above	Yellow	Below					Hong Kong, China
6-Aug-12	YYT	Black-tailed Godwit	25	White	Above	Yellow	Below					Hong Kong, China
6-Aug-12	YYT	Common Greenshank	0	White	Above	Yellow	Below					Hong Kong, China
6-Aug-12	YYT	Common Redshank	75	White	Above	Yellow	Below					Hong Kong, China
15-Aug-12	YYT	Black-tailed Godwit	0	White	Above	Yellow	Below					Hong Kong, China
15-Aug-12	YYT	Common Redshank	0	White	Above	Yellow	Below					Hong Kong, China
15-Aug-12	YYT	Common Redshank	0	White	Above	Yellow	Below					Hong Kong, China
15-Aug-12	YYT	Greater Sand Plover	0	White	Above	Yellow	Below					Hong Kong, China
18-Aug-12	<u>cntlaw</u>	Greater Sand Plover	25	Yellow	Above							N Western Australia
21-Aug-12	YHK	Black-tailed Godwit	0	White	Above	Yellow	Below					Hong Kong, China
21-Aug-12	YHK	Black-tailed Godwit	0	White	Above	Yellow	Below					Hong Kong, China
21-Aug-12	YHK	Black-tailed Godwit	0	White	Above	Yellow	Below					Hong Kong, China
21-Aug-12	YHK	Common Redshank	0	White	Above	Yellow	Below					Hong Kong, China

Date	Observer	Species	Breeding plumage	Right Leg				Left Leg				Ringed Location
				Colour	Position	Colour	Position	Colour	Position	Colour	Position	
21-Aug-12	YHK	Common Redshank	0	White	Above	Yellow	Below					Hong Kong, China
21-Aug-12	YHK	Common Redshank	0	White	Above	Yellow	Below					Hong Kong, China
21-Aug-12	YHK	Common Redshank	0	White	Above	Yellow	Below					Hong Kong, China
21-Aug-12	YHK	Common Redshank	0	White	Above	Yellow	Below					Hong Kong, China
21-Aug-12	YHK	Common Redshank	0	White	Above	Yellow	Below					Hong Kong, China
21-Aug-12	YHK	Greater Sand Plover	0	White	Above	Yellow	Below					Hong Kong, China
21-Aug-12	YHK	Greater Sand Plover	0	White	Above	Yellow	Below					Hong Kong, China
21-Aug-12	YHK	Greater Sand Plover	0	White	Above	Yellow	Below					Hong Kong, China
21-Aug-12	YHK	Greater Sand Plover	0	White	Above	Yellow	Below					Hong Kong, China
21-Aug-12	YHK	Marsh Sandpiper	0	White	Above	Yellow	Below					Hong Kong, China
21-Aug-12	YHK	Terek Sandpiper	0	White	Above	Yellow	Below					Hong Kong, China
21-Aug-12	YHK	Terek Sandpiper	0	White	Above	Yellow	Below					Hong Kong, China
25-Aug-12	YHK	Common Greenshank	0	White	Above	Yellow	Below					Hong Kong, China
25-Aug-12	YHK	Common Redshank	0	White	Above	Yellow	Below					Hong Kong, China
25-Aug-12	YHK	Common Redshank	0	White	Above	Yellow	Below					Hong Kong, China
25-Aug-12	YHK	Common Redshank	0	White	Above	Yellow	Below					Hong Kong, China
25-Aug-12	YHK	Common Redshank	0	White	Above	Yellow	Below					Hong Kong, China
25-Aug-12	YHK	Greater Sand Plover	0	White	Above	Yellow	Below					Hong Kong, China
25-Aug-12	YHK	Greater Sand Plover	0	White	Above	Yellow	Below					Hong Kong, China
25-Aug-12	YHK	Greater Sand Plover	0	White	Above	Yellow	Below					Hong Kong, China
25-Aug-12	YHK	Greater Sand Plover	0	White	Above	Yellow	Below					Hong Kong, China
25-Aug-12	YHK	Greater Sand Plover	0	White	Above	Yellow	Below					Hong Kong, China
25-Aug-12	YHK	Greater Sand Plover	0	White	Above	Yellow	Below					Hong Kong, China

Date	Observer	Species	Breeding plumage	Right Leg				Left Leg				Ringed Location
				Colour	Position	Colour	Position	Colour	Position	Colour	Position	
25-Aug-12	YHK	Greater Sand Plover	0	White	Above	Yellow	Below					Hong Kong, China
25-Aug-12	YHK	Greater Sand Plover	0	White	Above	Yellow	Below					Hong Kong, China
25-Aug-12	YHK	Terek Sandpiper	0	White	Above	Yellow	Below					Hong Kong, China
25-Aug-12	YHK	Terek Sandpiper	0	White	Above	Yellow	Below					Hong Kong, China
25-Aug-12	YHK	Terek Sandpiper	0	White	Above	Yellow	Below					Hong Kong, China
5-Sep-12	YYT	Common Redshank	0	White	Above	Yellow	Below					Hong Kong, China
5-Sep-12	YYT	Common Redshank	0	White	Above	Yellow	Below					Hong Kong, China
5-Sep-12	YHK	Greater Sand Plover	0	White	Above	Yellow	Below					Hong Kong, China
5-Sep-12	YHK	Greater Sand Plover	0	White	Above	Yellow	Below					Hong Kong, China
5-Sep-12	YHK	Greater Sand Plover	0	White	Above	Yellow	Below					Hong Kong, China
5-Sep-12	YHK	Greater Sand Plover	0	White	Above	Yellow	Below					Hong Kong, China
5-Sep-12	YHK	Greater Sand Plover	0	White	Above	Yellow	Below					Hong Kong, China
5-Sep-12	YYT	Greater Sand Plover	0	White	Above	Yellow	Below					Hong Kong, China
5-Sep-12	YYT	Greater Sand Plover	0	White	Above	Yellow	Below					Hong Kong, China
5-Sep-12	YYT	Greater Sand Plover	0	White	Above	Yellow	Below					Hong Kong, China
5-Sep-12	YYT	Greater Sand Plover	0	White	Above	Yellow	Below					Hong Kong, China
5-Sep-12	YYT	Greater Sand Plover	0	White	Above	Yellow	Below					Hong Kong, China
5-Sep-12	YYT	Greater Sand Plover	0	White	Above	Yellow	Below					Hong Kong, China
5-Sep-12	YYT	Greater Sand Plover	0	Yellow	Above	Blue	Below					Northern Territory, Australia
5-Sep-12	YHK	Terek Sandpiper	0	White	Above	Yellow	Below					Hong Kong, China
19-Sep-12	YHK	Black-tailed Godwit	0	White	Above	Yellow	Below					Hong Kong, China
19-Sep-12	YHK	Common Greenshank	0	White	Above	Yellow	Below					Hong Kong, China
19-Sep-12	YYT	Common Redshank	0	White	Above	Yellow	Below					Hong Kong, China
19-Sep-12	YHK	Greater Sand Plover	0	White	Above	Yellow	Below					Hong Kong, China

Date	Observer	Species	Breeding plumage	Right Leg				Left Leg				Ringed Location
				Colour	Position	Colour	Position	Colour	Position	Colour	Position	
28-Sep-12	YHK	Common Redshank	0	White	Above	Yellow	Below					Hong Kong, China
13-Oct-12	YYT	Common Redshank	0	White	Above	Yellow	Below					Hong Kong, China
13-Oct-12	YYT	Marsh Sandpiper	0	White	Above	Yellow	Below					Hong Kong, China
14-Oct-12	YYT	Common Redshank	0	White	Above	Yellow	Below					Hong Kong, China
14-Oct-12	YYT	Common Redshank	0	White	Above	Yellow	Below					Hong Kong, China
18-Oct-12	YYT	Black-tailed Godwit	0	White	Above	Yellow	Below					Hong Kong, China
18-Oct-12	YYT	Black-tailed Godwit	0	White	Above	Yellow	Below					Hong Kong, China
18-Oct-12	YYT	Black-tailed Godwit	0	White	Above	Yellow	Below					Hong Kong, China
18-Oct-12	YYT	Black-tailed Godwit	0	White	Above	Yellow	Below					Hong Kong, China
18-Oct-12	YHK	Common Redshank	0	White	Above	Yellow	Below					Hong Kong, China
18-Oct-12	YHK	Marsh Sandpiper	0	White	Above	Yellow	Below					Hong Kong, China
18-Oct-12	YHK	Pacific Golden Plover	0	White	Above	Yellow	Below					Hong Kong, China
26-Oct-12	YYT	Common Greenshank	0	White	Above	Yellow	Below					Hong Kong, China
26-Oct-12	YYT	Common Greenshank	0	White	Above	Yellow	Below					Hong Kong, China
26-Oct-12	YHK	Common Greenshank	0	White	Above	Yellow	Below					Hong Kong, China
26-Oct-12	YHK	Common Greenshank	0	White	Above	Yellow	Below					Hong Kong, China
26-Oct-12	YHK	Common Redshank	0	White	Above	Yellow	Below					Hong Kong, China
26-Oct-12	YHK	Common Redshank	0	White	Above	Yellow	Below					Hong Kong, China
26-Oct-12	YHK	Common Redshank	0	White	Above	Yellow	Below					Hong Kong, China
26-Oct-12	YHK	Common Redshank	0	White	Above	Yellow	Below					Hong Kong, China
26-Oct-12	YHK	Common Redshank	0	White	Above	Yellow	Below					Hong Kong, China
26-Oct-12	YHK	Common Redshank	0	White	Above	Yellow	Below					Hong Kong, China
26-Oct-12	YHK	Common Redshank	0	White	Above	Yellow	Below					Hong Kong, China

Date	Observer	Species	Breeding plumage	Right Leg				Left Leg				Ringed Location
				Colour	Position	Colour	Position	Colour	Position	Colour	Position	
26-Oct-12	YHK	Common Redshank	0	White	Above	Yellow	Below					Hong Kong, China
26-Oct-12	YHK	Common Redshank	0	White	Above	Yellow	Below					Hong Kong, China
26-Oct-12	YHK	Common Redshank	0	White	Above	Yellow	Below					Hong Kong, China
26-Oct-12	YHK	Common Redshank	0	White	Above	Yellow	Below					Hong Kong, China
26-Oct-12	YHK	Common Redshank	0	White	Above	Yellow	Below					Hong Kong, China
26-Oct-12	YYT	Common Redshank	0	White	Above	Yellow	Below					Hong Kong, China
26-Oct-12	YYT	Common Redshank	0	White	Above	Yellow	Below					Hong Kong, China
26-Oct-12	YYT	Common Redshank	0	White	Above	Yellow	Below					Hong Kong, China
26-Oct-12	YHK	Great Knot	0	White	Above	Yellow	Below					Hong Kong, China
26-Oct-12	YHK	Greater Sand Plover	0	White	Above	Yellow	Below					Hong Kong, China
26-Oct-12	YHK	Greater Sand Plover	0	White	Above	Yellow	Below					Hong Kong, China
26-Oct-12	YHK	Kentish Plover	0	White	Above	Yellow	Below					Hong Kong, China
26-Oct-12	YYT	Marsh Sandpiper	0	White	Above	Yellow	Below					Hong Kong, China
26-Oct-12	YYT	Marsh Sandpiper	0	White	Above	Yellow	Below					Hong Kong, China
26-Oct-12	YYT	Marsh Sandpiper	0	White	Above	Yellow	Below					Hong Kong, China
26-Oct-12	YYT	Marsh Sandpiper	0	White	Above	Yellow	Below					Hong Kong, China
26-Oct-12	YYT	Marsh Sandpiper	0	White	Above	Yellow	Below					Hong Kong, China
26-Oct-12	YYT	Marsh Sandpiper	0	White	Above	Yellow	Below					Hong Kong, China
26-Oct-12	YYT	Marsh Sandpiper	0	White	Above	Yellow	Below					Hong Kong, China
26-Oct-12	YHK	Marsh Sandpiper	0	White	Above	Yellow	Below					Hong Kong, China
26-Oct-12	YHK	Marsh Sandpiper	0	White	Above	Yellow	Below					Hong Kong, China
26-Oct-12	YHK	Marsh Sandpiper	0	White	Above	Yellow	Below					Hong Kong, China
26-Oct-12	YHK	Marsh Sandpiper	0	White	Above	Yellow	Below					Hong Kong, China
26-Oct-12	YHK	Marsh Sandpiper	0	White	Above	Yellow	Below					Hong Kong, China
26-Oct-12	YHK	Marsh Sandpiper	0	White	Above	Yellow	Below					Hong Kong, China

Date	Observer	Species	Breeding plumage	Right Leg				Left Leg				Ringed Location
				Colour	Position	Colour	Position	Colour	Position	Colour	Position	
26-Oct-12	YHK	Pacific Golden Plover	0	White	Above	Yellow	Below					Hong Kong, China
31-Oct-12	YYT	Common Greenshank	0	White	Above	Yellow	Below					Hong Kong, China
31-Oct-12	YYT	Common Greenshank	0	White	Above	Yellow	Below					Hong Kong, China
31-Oct-12	YHK	Common Greenshank	0	White	Above	Yellow	Below					Hong Kong, China
31-Oct-12	YYT	Common Redshank	0	White	Above	Yellow	Below					Hong Kong, China
31-Oct-12	YYT	Common Redshank	0	White	Above	Yellow	Below					Hong Kong, China
31-Oct-12	YHK	Common Redshank	0	White	Above	Yellow	Below					Hong Kong, China
31-Oct-12	YHK	Common Redshank	0	White	Above	Yellow	Below					Hong Kong, China
15-Nov-12	YYT	Common Redshank	0	White	Above	Yellow	Below					Hong Kong, China
15-Nov-12	YYT	Common Redshank	0	White	Above	Yellow	Below					Hong Kong, China
15-Nov-12	YYT	Common Redshank	0	White	Above	Yellow	Below					Hong Kong, China
15-Nov-12	YYT	Greater Sand Plover	0	White	Above	Yellow	Below					Hong Kong, China
15-Nov-12	TWL	Greater Sand Plover	0	White	Above	Yellow	Below					Hong Kong, China
15-Nov-12	TWL	Greater Sand Plover	0	White	Above	Yellow	Below					Hong Kong, China
15-Nov-12	YYT	Grey Plover	0	White	Above	Yellow	Below					Hong Kong, China
15-Nov-12	YYT	Grey Plover	0	White	Above	Yellow	Below					Hong Kong, China
15-Nov-12	YYT	Grey Plover	0	White	Above	Yellow	Below					Hong Kong, China
15-Nov-12	TWL	Grey Plover	0	White	Above	Yellow	Below					Hong Kong, China
15-Nov-12	TWL	Grey Plover	0	White	Above	Yellow	Below					Hong Kong, China
15-Nov-12	TWL	Grey Plover	0	White	Above	Yellow	Below					Hong Kong, China
15-Nov-12	TWL	Grey Plover	0	White	Above	Yellow	Below					Hong Kong, China
15-Nov-12	TWL	Kentish Plover	0	White	Above	Yellow	Below					Hong Kong, China
15-Nov-12	YYT	Marsh Sandpiper	0	White	Above	Yellow	Below					Hong Kong, China

Date	Observer	Species	Breeding plumage	Right Leg				Left Leg				Ringed Location
				Colour	Position	Colour	Position	Colour	Position	Colour	Position	
15-Nov-12	TWL	Pacific Golden Plover	0	White	Above	Yellow	Below					Hong Kong, China
15-Nov-12	YYT	Pied Avocet	0	White	Above	Yellow	Below					Hong Kong, China
15-Nov-12	YYT	Pied Avocet	0	White	Above	Yellow	Below					Hong Kong, China
19-Dec-12	YYT	Black-tailed Godwit	0	White	Above	Yellow	Below					Hong Kong, China
19-Dec-12	YYT	Black-tailed Godwit	0	White	Above	Yellow	Below					Hong Kong, China
19-Dec-12	YYT	Black-tailed Godwit	0	White	Above	Yellow	Below					Hong Kong, China
19-Dec-12	YYT	Black-tailed Godwit	0	White	Above	Yellow	Below					Hong Kong, China
19-Dec-12	YYT	Common Redshank	0	White	Above	Yellow	Below					Hong Kong, China
19-Dec-12	YYT	Common Redshank	0	White	Above	Yellow	Below					Hong Kong, China
19-Dec-12	YYT	Common Redshank	0	White	Above	Yellow	Below					Hong Kong, China
19-Dec-12	YYT	Common Redshank	0	White	Above	Yellow	Below					Hong Kong, China
19-Dec-12	YYT	Common Redshank	0	White	Above	Yellow	Below					Hong Kong, China
19-Dec-12	YYT	Common Redshank	0	White	Above	Yellow	Below					Hong Kong, China
19-Dec-12	YYT	Common Redshank	0	White	Above	Yellow	Below					Hong Kong, China
19-Dec-12	YYT	Common Redshank	0	White	Above	Yellow	Below					Hong Kong, China
19-Dec-12	YYT	Common Redshank	0	White	Above	Yellow	Below					Hong Kong, China
19-Dec-12	YYT	Common Redshank	0	White	Above	Yellow	Below					Hong Kong, China
19-Dec-12	YYT	Common Redshank	0	White	Above	Yellow	Below					Hong Kong, China
19-Dec-12	YYT	Common Redshank	0	White	Above	Yellow	Below					Hong Kong, China
19-Dec-12	YYT	Common Redshank	0	White	Above	Yellow	Below					Hong Kong, China
19-Dec-12	YYT	Common Redshank	0	White	Above	Yellow	Below					Hong Kong, China
19-Dec-12	YYT	Dunlin	0	Green	Above	Orange	Below					Yalujiang, China

Date	Observer	Species	Breeding plumage	Right Leg				Left Leg				Ringed Location
				Colour	Position	Colour	Position	Colour	Position	Colour	Position	
19-Dec-12	YYT	Dunlin	0			Yellow	Below					N Western Australia
19-Dec-12	YYT	Eurasian Curlew	0	White	Above	Yellow	Below					Hong Kong, China
19-Dec-12	YYT	Eurasian Curlew	0	White	Above	Yellow	Below					Hong Kong, China
19-Dec-12	YYT	Eurasian Curlew	0	White	Above	Yellow	Below					Hong Kong, China
19-Dec-12	YYT	Eurasian Curlew	0	White	Above	Yellow	Below					Hong Kong, China
19-Dec-12	YYT	Grey Plover	0	White	Above	Yellow	Below					Hong Kong, China
19-Dec-12	YYT	Grey Plover	0	White	Above	Yellow	Below					Hong Kong, China
19-Dec-12	YYT	Grey Plover	0	White	Above	Yellow	Below					Hong Kong, China
19-Dec-12	YYT	Grey Plover	0	White	Above	Yellow	Below					Hong Kong, China
19-Dec-12	YYT	Grey Plover	0	White	Above	Yellow	Below					Hong Kong, China
19-Dec-12	YYT	Grey Plover	0	White	Above	Yellow	Below					Hong Kong, China
19-Dec-12	YYT	Grey Plover	0	White	Above	Yellow	Below					Hong Kong, China
19-Dec-12	YYT	Grey Plover	0	White	Above	Yellow	Below					Hong Kong, China
19-Dec-12	YYT	Grey Plover	0	White	Above	Yellow	Below					Hong Kong, China
19-Dec-12	YYT	Grey Plover	0	White	Above	Yellow	Below					Hong Kong, China
19-Dec-12	YYT	Grey Plover	0	White	Above	Yellow	Below					Hong Kong, China
19-Dec-12	YYT	Grey Plover	0	White	Above	Yellow	Below					Hong Kong, China
19-Dec-12	YYT	Grey Plover	0	White	Above	Yellow	Below					Hong Kong, China
19-Dec-12	YYT	Grey Plover	0	White	Above	Yellow	Below					Hong Kong, China
19-Dec-12	YYT	Grey Plover	0	White	Above	Yellow	Below					Hong Kong, China
19-Dec-12	YYT	Grey Plover	0	White	Above	Yellow	Below					Hong Kong, China
19-Dec-12	YYT	Grey Plover	0	White	Above	Yellow	Below					Hong Kong, China
19-Dec-12	YYT	Grey Plover	0	White	Above	Yellow	Below					Hong Kong, China
19-Dec-12	YYT	Grey Plover	0	White	Above	Yellow	Below					Hong Kong, China
19-Dec-12	YYT	Grey Plover	0	White	Above	Yellow	Below					Hong Kong, China
19-Dec-12	YYT	Grey Plover	0	White	Above	Yellow	Below					Hong Kong, China
19-Dec-12	YYT	Grey Plover	0	White	Above	Yellow	Below					Hong Kong, China

Date	Observer	Species	Breeding plumage	Right Leg				Left Leg				Ringed Location
				Colour	Position	Colour	Position	Colour	Position	Colour	Position	
19-Dec-12	YYT	Marsh Sandpiper	0	White	Above	Yellow	Below					Hong Kong, China
12-Jan-13	Ivan Tse	Common Greenshank	0	White	Above	Yellow	Below					Hong Kong, China
12-Jan-13	Ivan Tse	Common Redshank	0	White	Above	Yellow	Below					Hong Kong, China
12-Jan-13	Ivan Tse	Common Redshank	0	White	Above	Yellow	Below					Hong Kong, China
12-Jan-13	Ivan Tse	Common Redshank	0	White	Above	Yellow	Below					Hong Kong, China
12-Jan-13	Ivan Tse	Pacific Golden Plover	0	White	Above	Yellow	Below					Hong Kong, China
15-Jan-13	YYT	Dunlin	0	Yellow	Above	White	Below					Sakhalin Island, Russia
15-Jan-13	Ivan Tse	Eurasian Curlew	0	White	Above	Yellow	Below					Hong Kong, China
15-Jan-13	Ivan Tse	Eurasian Curlew	0	White	Above	Yellow	Below					Hong Kong, China
15-Jan-13	Ivan Tse	Eurasian Curlew	0	White	Above	Yellow	Below					Hong Kong, China
15-Jan-13	Ivan Tse	Eurasian Curlew	0	White	Above	Yellow	Below					Hong Kong, China
15-Jan-13	Ivan Tse	Grey Plover	0	White	Above	Yellow	Below					Hong Kong, China
15-Jan-13	Ivan Tse	Grey Plover	0	White	Above	Yellow	Below					Hong Kong, China
15-Jan-13	Ivan Tse	Grey Plover	0	White	Above	Yellow	Below					Hong Kong, China
15-Jan-13	Ivan Tse	Grey Plover	0	White	Above	Yellow	Below					Hong Kong, China
15-Jan-13	Ivan Tse	Grey Plover	0	White	Above	Yellow	Below					Hong Kong, China
15-Jan-13	Ivan Tse	Grey Plover	0	White	Above	Yellow	Below					Hong Kong, China
15-Jan-13	Ivan Tse	Pied Avocet	0	White	Above	Yellow	Below					Hong Kong, China
15-Jan-13	Ivan Tse	Terek Sandpiper	0	White	Above	Yellow	Below					Hong Kong, China
18-Jan-13	Mike Chalmers	Marsh Sandpiper	0	Blue	Above	White	Below					Tokyo Bay, Japan
15-Feb-13	TWL	Eurasian Curlew	0	White	Above	Yellow	Below					Hong Kong, China
15-Feb-13	TWL	Eurasian Curlew	0	White	Above	Yellow	Below					Hong Kong, China
15-Feb-13	TWL	Eurasian Curlew	0	White	Above	Yellow	Below					Hong Kong, China

Date	Observer	Species	Breeding plumage	Right Leg				Left Leg				Ringed Location
				Colour	Position	Colour	Position	Colour	Position	Colour	Position	
15-Feb-13	TWL	Eurasian Curlew	0	White	Above	Yellow	Below					Hong Kong, China
15-Feb-13	TWL	Pied Avocet	0	White	Above	Yellow	Below					Hong Kong, China
17-Mar-13	YYT	Curlew Sandpiper	0	White	Above	Yellow	Below					Hong Kong, China
17-Mar-13	YYT	Curlew Sandpiper	0	White	Above	Yellow	Below					Hong Kong, China
17-Mar-13	YHK	Eurasian Curlew	Not noted	White	Above	Yellow	Below					Hong Kong, China
17-Mar-13	YHK	Eurasian Curlew	Not noted	White	Above	Yellow	Below					Hong Kong, China
17-Mar-13	YHK	Great Knot	100	White	Above	Yellow	Below					Hong Kong, China
17-Mar-13	YHK	Grey Plover	Not noted	White	Above	Yellow	Below					Hong Kong, China
17-Mar-13	YHK	Grey Plover	Not noted	White	Above	Yellow	Below					Hong Kong, China
17-Mar-13	YHK	Grey Plover	Not noted	White	Above	Yellow	Below					Hong Kong, China
17-Mar-13	YHK	Grey Plover	Not noted	White	Above	Yellow	Below					Hong Kong, China
17-Mar-13	YHK	Grey Plover	Not noted	White	Above	Yellow	Below					Hong Kong, China
17-Mar-13	YHK	Grey Plover	Not noted	White	Above	Yellow	Below					Hong Kong, China
17-Mar-13	YHK	Grey Plover	Not noted	White	Above	Yellow	Below					Hong Kong, China
17-Mar-13	YHK	Grey Plover	Not noted	White	Above	Yellow	Below					Hong Kong, China
17-Mar-13	YHK	Grey Plover	Not noted	White	Above	Yellow	Below					Hong Kong, China
22-Mar-13	YHK	Common Greenshank	0	White	Above	Yellow	Below					Hong Kong, China
22-Mar-13	YHK	Common Greenshank	0	White	Above	Yellow	Below					Hong Kong, China
28-Mar-13	YHK	Common Greenshank	0	White	Above	Yellow	Below					Hong Kong, China
28-Mar-13	YHK	Common Greenshank	0	White	Above	Yellow	Below					Hong Kong, China
28-Mar-13	YHK	Common Redshank	0	White	Above	Yellow	Below					Hong Kong, China
28-Mar-13	YHK	Common Redshank	0	White	Above	Yellow	Below					Hong Kong, China
28-Mar-13	YHK	Curlew Sandpiper	100	Orange	Above							Victoria, Australia

Date	Observer	Species	Breeding plumage	Right Leg				Left Leg				Ringed Location
				Colour	Position	Colour	Position	Colour	Position	Colour	Position	
28-Mar-13	YHK	Curlew Sandpiper	75	Yellow	Above	Orange	Below					SW Western Australia
28-Mar-13	YHK	Greater Sand Plover	Not noted	White	Above	Yellow	Below					Hong Kong, China
28-Mar-13	YHK	Pied Avocet	Not noted	White	Above	Yellow	Below					Hong Kong, China
28-Mar-13	YHK	Terek Sandpiper	Not noted	White	Above	Yellow	Below					Hong Kong, China
28-Mar-13	YHK	Terek Sandpiper	Not noted	White	Above	Yellow	Below					Hong Kong, China
29-Mar-13	CKWM	Curlew Sandpiper	Not noted	White	Above	Yellow	Below					Hong Kong, China
29-Mar-13	CKWM	Curlew Sandpiper	Not noted	White	Above	Yellow	Below					Hong Kong, China
29-Mar-13	CKWM	Curlew Sandpiper	Not noted	Yellow	Above							N Western Australia
29-Mar-13	CKWM	Curlew Sandpiper	Not noted	Yellow	Above	Orange	Below					SW Western Australia
29-Mar-13	HF Cheung	Great Knot	50	Black	Above	White	Below					Chongming Island, China
29-Mar-13	CKWM	Greater Sand Plover	Not noted	White	Above	Yellow	Below					Hong Kong, China
31-Mar-13	YYT	Common Redshank	Not noted	White	Above	Yellow	Below					Hong Kong, China
31-Mar-13	YYT	Grey Plover	0	White	Above	Yellow	Below					Hong Kong, China
31-Mar-13	YYT	Grey Plover	0	White	Above	Yellow	Below					Hong Kong, China
31-Mar-13	YYT	Pied Avocet	Not noted	White	Above	Yellow	Below					Hong Kong, China
1-Apr-13	CKWM	Curlew Sandpiper	Not noted	White	Above	Yellow	Below					Hong Kong, China
1-Apr-13	CKWM	Curlew Sandpiper	Not noted	White	Above	Yellow	Below					Hong Kong, China
1-Apr-13	CKWM	Greater Sand Plover	Not noted	White	Above	Yellow	Below					Hong Kong, China
3-Apr-13	YYT	Black-tailed Godwit	0	White	Above	Yellow	Below					Hong Kong, China
3-Apr-13	YYT	Curlew Sandpiper	75	Orange	Above							Victoria, Australia
3-Apr-13	YYT	Curlew Sandpiper	100	Orange	Above							Victoria, Australia
3-Apr-13	YYT	Greater Sand Plover	75	White	Above	Yellow	Below					Hong Kong, China
3-Apr-13	YYT	Grey Plover	0	White	Above	Yellow	Below					Hong Kong, China

Date	Observer	Species	Breeding plumage	Right Leg				Left Leg				Ringed Location
				Colour	Position	Colour	Position	Colour	Position	Colour	Position	
4-Apr-13	Richard Lewthwaite	Curlew Sandpiper	80	Orange	Above							Victoria, Australia
4-Apr-13	Richard Lewthwaite	Curlew Sandpiper	80	Orange	Above							Victoria, Australia
4-Apr-13	Richard Lewthwaite	Terek Sandpiper	Not noted	Blue	Above	White	Below					Tokyo Bay, Japan
7-Apr-13	Richard Lewthwaite	Curlew Sandpiper	20	Orange	Above	Orange	Below					Not noted
7-Apr-13	Richard Lewthwaite	Curlew Sandpiper	100	Red	Above							Not noted
8-Apr-13	YYT	Black-tailed Godwit	0	White	Above	Yellow	Below					Hong Kong, China
8-Apr-13	YYT	Common Redshank	Not noted	White	Above	Yellow	Below					Hong Kong, China
8-Apr-13	YYT	Grey Plover	0	White	Above	Yellow	Below					Hong Kong, China
10-Apr-13	YYT	Black-tailed Godwit	50	White	Above	Yellow	Below					Hong Kong, China
10-Apr-13	YYT	Common Redshank	100	White	Above	Yellow	Below					Hong Kong, China
10-Apr-13	YYT	Curlew Sandpiper	100	White	Above	Yellow	Below					Hong Kong, China
10-Apr-13	YYT	Curlew Sandpiper	100	Yellow	Above							N Western Australia
10-Apr-13	Martin Hale	Curlew Sandpiper		Yellow	Above	Yellow	Below					Not noted
10-Apr-13	YYT	Greater Sand Plover	75	White	Above	Yellow	Below					Hong Kong, China
10-Apr-13	YYT	Greater Sand Plover	100	White	Above	Yellow	Below					Hong Kong, China
10-Apr-13	YYT	Grey Plover	25	White	Above	Yellow	Below					Hong Kong, China
10-Apr-13	YYT	Kentish Plover	100	White	Above	Yellow	Below					Hong Kong, China
10-Apr-13	YYT	Terek Sandpiper	Not noted	White	Above	Yellow	Below					Hong Kong, China
12-Apr-13	YHK	Bar-tailed Godwit	0	Yellow	Above							N Western Australia
12-Apr-13	YHK	Bar-tailed Godwit	0	Yellow	Above							N Western Australia
12-Apr-13	Richard Lewthwaite	Bar-tailed Godwit	20	Yellow	Above							N Western Australia

Date	Observer	Species	Breeding plumage	Right Leg				Left Leg				Ringed Location
				Colour	Position	Colour	Position	Colour	Position	Colour	Position	
12-Apr-13	Richard Lewthwaite	Bar-tailed Godwit	Not noted	Yellow	Above							N Western Australia
12-Apr-13	Richard Lewthwaite	Bar-tailed Godwit	Not noted	Yellow	Above							N Western Australia
12-Apr-13	YHK	Black-tailed Godwit	0	White	Above	Yellow	Below					Hong Kong, China
12-Apr-13	YHK	Broad-billed Sandpiper	Not noted	Deep Blue or black	Above	Pale yellow or white	Below					Bohai Bay, China
12-Apr-13	YHK	Common Greenshank	Not noted	White	Above	Yellow	Below					Hong Kong, China
12-Apr-13	YHK	Common Redshank	Not noted	White	Above	Yellow	Below					Hong Kong, China
12-Apr-13	YHK	Common Redshank	Not noted	White	Above	Yellow	Below					Hong Kong, China
12-Apr-13	YHK	Common Redshank	75	White	Above	Yellow	Below					Hong Kong, China
12-Apr-13	YHK	Curlew Sandpiper	100	White	Above	Yellow	Below					Hong Kong, China
12-Apr-13	YHK	Curlew Sandpiper	0	White	Above	Yellow	Below					Hong Kong, China
12-Apr-13	YHK	Great Knot	75	Yellow	Above							N Western Australia
12-Apr-13	Richard Lewthwaite	Great Knot	Not noted	Yellow	Above							N Western Australia
12-Apr-13	YHK	Greater Sand Plover	Not noted	White	Above	Yellow	Below					Hong Kong, China
12-Apr-13	YHK	Greater Sand Plover	Not noted	White	Above	Yellow	Below					Hong Kong, China
12-Apr-13	YHK	Greater Sand Plover	100	White	Above	Yellow	Below					Hong Kong, China
12-Apr-13	YHK	Grey Plover	Not noted	White	Above	Yellow	Below					Hong Kong, China
12-Apr-13	YHK	Grey Plover	Not noted	White	Above	Yellow	Below					Hong Kong, China
12-Apr-13	YHK	Red-necked Stint	25	Black	Above	Green	Below					Thailand peninsular & Gulf of Thailand
12-Apr-13	YHK	Terek Sandpiper	Not noted	White	Above	Yellow	Below					Hong Kong, China
13-Apr-13	Angela Wong	Curlew Sandpiper	100	Orange	Above							Victoria, Australia
13-Apr-13	Angela Wong	Great Knot	100	Yellow	Above							N Western Australia
13-Apr-13	Andrew	Red-necked Stint	75	Black	Above	Green	Below					Thailand peninsular & Gulf

Date	Observer	Species	Breeding plumage	Right Leg				Left Leg				Ringed Location
				Colour	Position	Colour	Position	Colour	Position	Colour	Position	
												of Thailand
14-Apr-13	Ivan Tse	Red-necked Stint	50	Yellow	Above							N Western Australia
15-Apr-13	YYT	Bar-tailed Godwit	0	Yellow	Above							N Western Australia
15-Apr-13	YYT	Ruddy Turnstone	100	Orange	Above	Blue	Below					Tasmania, Australia
18-Apr-13	YHK	Black-tailed Godwit	Not noted	White	Above	Yellow	Below					Hong Kong, China
18-Apr-13	YHK	Common Redshank	Not noted	White	Above	Yellow	Below					Hong Kong, China
18-Apr-13	YYT	Curlew Sandpiper	100	Yellow	Above							N Western Australia
18-Apr-13	YHK	Grey Plover	Not noted	White	Above	Yellow	Below					Hong Kong, China
18-Apr-13	YHK	Marsh Sandpiper	Not noted	White	Above	Yellow	Below					Hong Kong, China
19-Apr-13	Richard Lewthwaite	Ruddy Turnstone	100	Orange	Above	Blue	Below					Tasmania, Australia
20-Apr-13	HF Cheung	Curlew Sandpiper	50	Yellow	Above							N Western Australia
22-Apr-13	Richard Lewthwaite	Grey-tailed Tattler	Not noted	Blue	Above	Yellow	Below	Metal ring	Above			Bohai Bay, China
23-Apr-13	YHK	Black-tailed Godwit	25	White	Above	Yellow	Below					Hong Kong, China
23-Apr-13	YHK	Black-tailed Godwit	100	White	Above	Yellow	Below					Hong Kong, China
23-Apr-13	YHK	Black-tailed Godwit	0	White	Above	Yellow	Below					Hong Kong, China
23-Apr-13	YHK	Black-tailed Godwit	50	White	Above	Yellow	Below					Hong Kong, China
23-Apr-13	YHK	Broad-billed Sandpiper	50	Yellow	Above							N Western Australia
23-Apr-13	YHK	Common Redshank	100	White	Above	Yellow	Below					Hong Kong, China
23-Apr-13	YYT	Curlew Sandpiper	100	Orange	Above							Victoria, Australia
23-Apr-13	YHK	Curlew Sandpiper	25	Yellow	Above							N Western Australia
23-Apr-13	YHK	Grey-tailed Tattler	100	White	Above	Yellow	Below					Hong Kong, China
23-Apr-13	YHK	Marsh Sandpiper	50	White	Above	Yellow	Below					Hong Kong, China
23-Apr-13	YHK	Pied Avocet	Not noted	White	Above	Yellow	Below					Hong Kong, China

Date	Observer	Species	Breeding plumage	Right Leg				Left Leg				Ringed Location
				Colour	Position	Colour	Position	Colour	Position	Colour	Position	
25-Apr-13	Ivan Tse	Black-tailed Godwit	100	White	Above	Yellow						Hong Kong, China
25-Apr-13	Ivan Tse	Common Redshank	75	White	Above	Yellow						Hong Kong, China
25-Apr-13	Ivan Tse	Common Redshank	75	White	Above	Yellow						Hong Kong, China
25-Apr-13	Ivan Tse	Red-necked Stint	75	Black	Above	Green	Below					Thailand peninsular & Gulf of Thailand
26-Apr-13	YHK	Curlew Sandpiper	25	White	Above	Yellow	Below					Hong Kong, China
27-Apr-13	YHK	Black-tailed Godwit	50	White	Above	Yellow	Below					Hong Kong, China
27-Apr-13	YHK	Black-tailed Godwit	100	White	Above	Yellow	Below					Hong Kong, China
27-Apr-13	YHK	Common Greenshank	Not noted	White	Above	Yellow	Below					Hong Kong, China
27-Apr-13	YHK	Common Greenshank	Not noted	White	Above	Yellow	Below					Hong Kong, China
27-Apr-13	YHK	Common Greenshank	75	White	Above	Yellow	Below					Hong Kong, China
27-Apr-13	YYT	Common Redshank	75	White	Above	Yellow	Below					Hong Kong, China
27-Apr-13	YHK	Common Redshank	Not noted	White	Above	Yellow	Below					Hong Kong, China
27-Apr-13	YHK	Common Redshank	Not noted	White	Above	Yellow	Below					Hong Kong, China
27-Apr-13	YHK	Curlew Sandpiper	100	White	Above	Yellow	Below					Hong Kong, China
27-Apr-13	YHK	Curlew Sandpiper	100	White	Above	Yellow	Below					Hong Kong, China
27-Apr-13	YHK	Greater Sand Plover	Not noted	White	Above	Yellow	Below					Hong Kong, China
27-Apr-13	YHK	Grey Plover	Not noted	White	Above	Yellow	Below					Hong Kong, China
27-Apr-13	YHK	Marsh Sandpiper	Not noted	White	Above	Yellow	Below					Hong Kong, China
27-Apr-13	YHK	Pied Avocet	Not noted	White	Above	Yellow	Below					Hong Kong, China
27-Apr-13	YHK	Red-necked Stint	50	Yellow	Above	White	Below	Metal ring				Sakhalin Island, Russia
27-Apr-13	John Allcock	Red-necked Stint		Yellow	Above	White	Below					Sakhalin Island, Russia
28-Apr-13	Ivan Tse	Red-necked Stint	50	Yellow	Above							N Western Australia
30-Apr-13	Richard Lewthwaite	Curlew Sandpiper	Not noted	Yellow	Above							N Western Australia

Date	Observer	Species	Breeding plumage	Right Leg				Left Leg				Ringed Location
				Colour	Position	Colour	Position	Colour	Position	Colour	Position	
30-Apr-13	Richard Lewthwaite	Red Knot	Not noted	Yellow	Above							N Western Australia
30-Apr-13	Richard Lewthwaite	Red-necked Stint	Not noted	Orange	Above							Victoria, Australia
30-Apr-13	Richard Lewthwaite	Red-necked Stint	Not noted	Orange	Above							Victoria, Australia
30-Apr-13	Richard Lewthwaite	Red-necked Stint	Not noted	Orange	Above							Victoria, Australia
2-May-13	Richard Lewthwaite	Grey-tailed Tattler	Not noted	Yellow	Above							N Western Australia
3-May-13	YYT	Curlew Sandpiper	50	Yellow	Above							N Western Australia
4-May-13	Natalie	Red-necked Stint	Not noted	Orange	Above							Victoria, Australia
4-May-13	HF Cheung	Red-necked Stint	Not noted	Orange	Above							Victoria, Australia
4-May-13	HF Cheung	Red-necked Stint	Not noted	Orange	Above							Victoria, Australia
4-May-13	Richard Lewthwaite	Sharp-tailed Sandpiper	Not noted	Orange	Above							Victoria, Australia
7-May-13	Ivan Tse	Common Greenshank	75	White	Above	Yellow	Below					Hong Kong, China
7-May-13	YHK	Common Redshank	100	White	Above	Yellow	Below					Hong Kong, China
7-May-13	YHK	Common Redshank	100	White	Above	Yellow	Below					Hong Kong, China
7-May-13	YHK	Common Redshank	100	White	Above	Yellow	Below					Hong Kong, China
7-May-13	Ivan Tse	Greater Sand Plover	75	White	Above	Yellow	Below					Hong Kong, China
7-May-13	Ivan Tse	Spotted Redshank	100	White	Above	Yellow	Below					Hong Kong, China
9-May-13	YYT	Curlew Sandpiper	100	Orange	Above	Yellow	Below					South Australia
9-May-13	YYT	Lesser Sand Plover	20	White	Above	Yellow	Below					Hong Kong, China
9-May-13	Richard Lewthwaite	Red Knot	Not noted	Yellow	Above							N Western Australia
9-May-13	Richard Lewthwaite	Red Knot	Not noted	Yellow	Above							N Western Australia
9-May-13	YYT	Red Knot	100	Yellow	Above							N Western Australia

Date	Observer	Species	Breeding plumage	Right Leg				Left Leg				Ringed Location
				Colour	Position	Colour	Position	Colour	Position	Colour	Position	
9-May-13	Richard Lewthwaite	Red-necked Stint	Not noted	Orange	Above							Victoria, Australia
10-May-13	John Holmes	Red-necked Stint	0	Yellow	Above							N Western Australia
12-May-13	Ivan Tse	Common Redshank	100	White	Above	Yellow	Below					Hong Kong, China
12-May-13	Ivan Tse	Grey Plover	0	White	Above	Yellow	Below					Hong Kong, China
12-May-13	YYT	Red Knot	100	Blue	Above	White	Below	Yellow	below	Yellow	below	Broome, Western Australia
12-May-13	Ivan Tse	Red Knot	100	Yellow	Above							N Western Australia
12-May-13	Ivan Tse	Red Knot	100	Yellow	Above							N Western Australia
12-May-13	Ivan Tse	Red Knot	50	Yellow	Above							N Western Australia
12-May-13	Ivan Tse	Red Knot	100	Yellow	Above							N Western Australia
15-May-13	Ivan Tse	Greater Sand Plover	50	White	Above	Yellow	Below					Hong Kong, China
15-May-13	Ivan Tse	Grey Plover	0	White	Above	Yellow	Below					Hong Kong, China
15-May-13	Ivan Tse	Grey Plover	0	White	Above	Yellow	Below					Hong Kong, China
15-May-13	Ivan Tse	Grey Plover	0	White	Above	Yellow	Below					Hong Kong, China
15-May-13	Ivan Tse	Terek Sandpiper	50	Black	Above	White	Below					Chongming Island, China
18-May-13	YYT	Curlew Sandpiper	100	White	Above	Yellow	Below					Hong Kong, China
18-May-13	YYT	Red Knot	100	Yellow, Lime,	Above	Red	Below	Red	Below	Red	Below	Broome, Western Australia
18-May-13	YYT	Terek Sandpiper	Not noted	Black	Above	White	Below					Chongming Island, China
23-May-13	Ivan Tse	Grey Plover	0	White	Above	Yellow	Below					Hong Kong, China
23-May-13	Ivan Tse	Grey Plover		White	Above	Yellow	Below					Hong Kong, China
23-May-13	Ivan Tse	Grey Plover		White	Above	Yellow	Below					Hong Kong, China
27-May-13	Ivan Tse	Terek Sandpiper	100	White	Above	Yellow	Below					Hong Kong, China
27-May-13	Ivan Tse	Terek Sandpiper	100	White	Above	Yellow	Below					Hong Kong, China